



City of Tukwila Transportation and Infrastructure Committee

- ❖ Cynthia Delostrinos Johnson, Chair
- ❖ Verna Seal
- ❖ Kate Kruller

Distribution: C. Delostrinos Johnson V. Seal K. Kruller K. Hougardy D. Quinn L. Humphrey H. Hash H. Ponnekanti H. Kirkland G. Labanara B. Still	City Attorney A. Youn Clerk File Copy 2 Extra Place pkt pdf on SharePoint: Z Trans & Infra Agendas e-mail cover to: F. Ayala, A. Le, C. O'Flaherty, A. Youn, B. Saxton, S. Norris, L. Humphrey
---	---

AGENDA

MONDAY, JUNE 01, 2020 – 5:30 PM

The meeting will be conducted electronically, with the City Council, Mayor, and staff offsite. **THE PHONE NUMBER FOR THE PUBLIC TO LISTEN TO THIS MEETING IS: 1-253-292-9750, Access Code 262 482 029#.** The Tukwila City Hall Council Chamber Lobby, 6200 Southcenter Blvd., Tukwila, will also be open and available for the public to listen by phone pursuant to the Open Public Meetings Act.

~~(6300 BUILDING, SUITE 100)~~

Item	Recommended Action	Page
1. PRESENTATIONS		
2. BUSINESS AGENDA		
a) 2020 Fire Surplus & Transfer Resolution (Gail Labanara/Charles Engle)	a) Forward to 06/15/2020 Regular Consent Agenda	Pg. 1
b) 2020 Fleet Surplus Resolution (Gail Labanara/Charles Engle)	b) Forward to 06/15/2020 Regular Consent Agenda	Pg. 11
c) Riverton Creek Flapgate Removal Project Construction Bid Award (Mike Perfetti)	c) Forward to 06/15/2020 Regular Consent Agenda	Pg. 19
d) Riverton Creek Flapgate Removal Project - Otak Amendment No. 6 CM (Mike Perfetti)	d) Forward to 06/15/2020 Regular Consent Agenda	Pg. 25
e) 2021-2026 Transportation Improvement Program Resolution (Cyndy Knighton)	e) Forward to 06/22/2020 C.O.W. with Public Hearing	Pg. 35
f) 2020 Overlay & Repair Options (Scott Bates)	f) Discussion only	Pg. 69
3. MISCELLANEOUS	Future Agendas: <ul style="list-style-type: none"> • F&F Project update and 60% design review • 2019 Small Drainage Project Closeout 	

Next Scheduled Meeting: Monday, June 15, 2020



INFORMATIONAL MEMORANDUM

TO: Transportation and Infrastructure Committee
FROM: Henry Hash, Public Works Director
Jay C. Witter, Fire Chief
BY: Jason Koniezcka, Emergency Manager
Charles Engle, Acting Fleet Superintendent
CC: Mayor Ekberg
DATE: May 29, 2020
SUBJECT: Resolution to Surplus & Transfer Ownership of Fire's 2005 HazMat Trailer to Renton RFA

ISSUE

Surplus and transfer ownership of Tukwila Fire's 2005 Cargo Mate Tandem Axle Enclosed Trailer, or known as the HazMat/Decon Trailer, Fleet Unit 1023, to Renton's Regional Fire Authority (RFA) active Zone 3 HazMat response entity.

BACKGROUND

In August 2005, the Tukwila Fire Department was one of six Zone 3 (South King County) HazMat teams that received an enclosed trailer to house and transport hazardous material decontamination response equipment and supplies from the State of Washington Department of Homeland Security through the King County Office of Emergency Management grant. The City expended no funds in the procurement of this trailer and has only been the custodian of the asset.

The Decontamination Trailers are regional assets maintained and kept in a response-ready status by each active Zone 3 Hazmat response team.

DISCUSSION

The Tukwila Fire Department no longer maintains a HazMat team and no longer meets the requirements of the originating Homeland Security grant that provided the trailer and cannot offer the regional Hazmat response and decontamination services that are now provided by Renton's Regional Fire Authority.

Renton RFA's original decontamination trailer received under this same Homeland Security grant is no longer usable due to water damage.

As with all Zone 3 activities, the City of Tukwila benefits from coordinated participation of all affected jurisdictions and sharing regional supplies and assets. City of Tukwila residents, businesses and visitors will have a better level of response coverage from the Renton Regional Fire Authority in case of a hazardous material incident since they will be maintaining the trailer and it will be in their possession providing for quicker response.

FINANCIAL IMPACT

The transfer of Unit 1023 reduces the Fire Department fleet inventory by one trailer and reduces associated operations and maintenance costs which have averaged \$1,000 per year over the past five years. Currently, Unit 1023 needs repairs such as new a standby battery and tires.

RECOMMENDATION

Council is being asked to approve the Resolution declaring Trailer Unit 1023 as surplus, authorizing the transfer to the Renton Regional Fire Authority and to consider this item on the Consent Agenda of the June 15, 2020 Regular Council Meeting.

DRAFT

A RESOLUTION OF THE CITY COUNCIL OF THE CITY OF TUKWILA, WASHINGTON, DECLARING A 2005 CARGO MATE TANDEM AXLE ENCLOSED TRAILER SURPLUS, AND AUTHORIZING ITS TRANSFER OF OWNERSHIP TO RENTON REGIONAL FIRE AUTHORITY.

WHEREAS, the City of Tukwila Fire Department received a 2005 Cargo Mate Tandem Axle Enclosed Trailer in 2005 from the State of Washington Department of Homeland Security through the King County Office of Emergency Management grant for storing and maintaining hazardous material response equipment due to being an active Zone 3 HazMat response participant; and

WHEREAS, the City of Tukwila's Fire Department no longer practices Technician Level hazmat control; and

WHEREAS, the City of Tukwila expended no funds in the procurement of this 2005 Cargo Mate Tandem Axle Enclosed Trailer and has only been the custodian of this Zone 3 Regional Response asset; and

WHEREAS, the City of Tukwila's residents, businesses and visitors currently receive the same level of critical hazardous material response services from the Zone 3 Regional Response participants; and

WHEREAS, the Renton Regional Fire Authority is an active Zone 3 hazardous materials spills Zone 3 Regional Response participant; and

WHEREAS, the City of Tukwila's Fleet Department wishes to transfer ownership of the 2005 Cargo Mate Tandem Axle Enclosed Trailer, also referred to as the Hazmat/Decon Trailer as described and depicted in the photograph attached hereto as Exhibits A and B, respectively, to the Renton Regional Fire Authority, which transfer will directly benefit the City of Tukwila's residents, businesses and visitors; and

WHEREAS, the City of Tukwila has statutory authority to transfer surplus personal property to another governmental agency as authorized by RCW 39.33.010;

NOW, THEREFORE, THE CITY COUNCIL OF THE CITY OF TUKWILA, WASHINGTON, HEREBY RESOLVES AS FOLLOWS:

Section 1. Declaration of Surplus. Fire apparatus #523/Fleet unit number 1023, a 2005 Cargo Mate Tandem Axle Enclosed Trailer (Vehicle Identification Number 5NHUTBT215T405479), is hereby declared surplus, as it has less than \$500 value without the practice of Technician Level hazmat control within the Tukwila Fire Department.

Section 2. Mayor Authorized to Surplus. The Mayor is hereby authorized to transfer ownership of the 2005 Cargo Mate Tandem Axle Enclosed Trailer described in Section 1 for use by the Renton Regional Fire Authority as authorized by RCW 39.33.010 and for the benefit of the City of Tukwila's residents, businesses and visitors.

PASSED BY THE CITY COUNCIL OF THE CITY OF TUKWILA, WASHINGTON, at a Regular Meeting thereof this _____ day of _____, 2020.

ATTEST/AUTHENTICATED:

Christy O'Flaherty, MMC, City Clerk

De'Sean Quinn, Council President

APPROVED AS TO FORM BY:

Filed with the City Clerk: _____
Passed by the City Council: _____
Resolution Number: _____

Office of the City Attorney

Exhibit A: 2020 Fleet Surplus List—HazMat Trailer

Exhibit B: 2020 Fleet Surplus Equipment (HazMat Trailer)—Photographs

2020 FLEET SURPLUS HAZMAT TRAILER - EXHIBIT A

RES #	EQ#	DIV	O&M ACCT	Dept	Yr	Description	Color	Serial Number / Vehicle Identification Number	License	EST. SALVAGE VALUE
	1023	FD HAZMAT	000.11.522.201.45.95	FD	2005	TRAILER, CARGOMATE (DECONTAMINATION)	WHITE	5NHUTBT215T405479	76390C	\$500
TOTAL	1									\$500

2020 Fleet Surplus Equipment (HazMat Trailer) – Exhibit B



Unit 1023, 2005 Trailer, Cargo Mate, Plate: 76390C,
VIN: 5NHUTBT215T405479. Estimated value \$500.



Office of Emergency Management
 Department of Executive Services
 3511 Northeast Second Street
 Renton, WA 98056
 Phone: (206) 296-3830

Hand Receipt Form

USE TO REPORT EQUIPMENT RECEIVED
 FROM **2003 Supplemental EQUIPMENT GRANT** ONLY
 (STATE PURCHASED)

INSTRUCTIONS:

1. Fill out this form by hand **OR** electronically using Adobe Reader 7.0.
2. Print, sign and mail to KC OEM, Attn. Jeff Bowers, 3511 NE 2nd Street, Renton, WA 98056.

Adobe Reader 7.0 - FREE Download

Receiving Organization TUKWILA FIRE DEPARTMENT

Final recipient

For distribution

Receiving Organization's Address

Street 444 ANDOVER PARK EAST

City TUKWILA

State WA Zip Code 98188

Contact Person

Prepared By BC MARTIN F. GRISHAM

Phone Number (206) 575-4404

E-Mail mgrisham@ci.tukwila.wa.us

Discipline (check the discipline that the equipment was issued for)

- | | |
|---|--|
| <input type="checkbox"/> Law enforcement | <input type="checkbox"/> Health care |
| <input type="checkbox"/> Fire service | <input type="checkbox"/> Public safety communications |
| <input type="checkbox"/> Emergency medical services | <input type="checkbox"/> Government / administrative |
| <input type="checkbox"/> Emergency management | <input type="checkbox"/> Citizen Corps Councils and Programs |
| <input checked="" type="checkbox"/> Hazmat response | <input type="checkbox"/> Nonprofit |
| <input type="checkbox"/> Public works | <input type="checkbox"/> Other |
| <input type="checkbox"/> Public health | |

We understand this is a one-time grant and as such, the final recipient is responsible for the maintenance, training, and proper storage of the equipment. Equipment lost, stolen or unrepairable will not be replaced. This grant does not mandate that your jurisdiction purchase replacement equipment if this equipment expires or is used for WMD/CBRNE purposes. If used for other purposes, Sub grantee will replace this equipment.

We will submit an Annual Inventory Review Form to OEM and will make the above listed equipment available for audit / inspection at OEM's request. We understand that our agency must report this equipment in accordance with OMB Circular A-87 and is subject to audit under OMB A-133.

We hold the Department of Homeland Security, the Washington State Military Department and King County OEM harmless for any and all damages that may result from the acceptance of this equipment, including data loss.

Authorized Signature

Date

SEPTEMBER 9, 2005

Print Name

CHRIS FLORES

Phone Number

(206)575-4404

Job Title

ASSISTANT CHIEF



Office of Emergency Management
 Department of Executive Services
 3511 Northeast Second Street
 Renton, WA 98056
 Phone: (206) 296-3830

Hand Receipt Form

USE TO REPORT EQUIPMENT RECEIVED
 FROM **2003 Supplemental EQUIPMENT GRANT** ONLY
 (STATE PURCHASED)

I hereby acknowledge receipt of the following equipment using Department of Homeland Security funds:

Equipment Category: INTEROPERABLE COMMUNICATIONS EQUIPMENT

Item Code	Item	Units Received
1.1	Motorola Individual Portable Radios XTS 2500 & accessories	0
1.2	Voice Amplifiers for Advantage 1000 masks	0

Equipment Category: PERSONAL PROTECTIVE EQUIPMENT

Item Code	Item	Units Received
2.1	Trelleborg Level A fully encapsulated liquid & vapor protection ensemble with hood	0
2.2	SCBA, MSA MMR XTREME, CBRN NIOSH Approved	0

Equipment Category: EXPLOSIVE DEVICE MITIGATION AND REMEDIATION

Item Code	Item	Units Received
3.1	EOD-8 Ballistic Threat Body Armor	0
3.2	EOD-8 Ballistic Threat Helmet	0
3.3	PAN Disruptor stands, lightweight by D&P Metal Crafting Inc.	0
3.4	Andros F6A Robot	0
3.5	EPIX Digital Imaging X-Ray system	0

Equipment Category: DETECTION

Item Code	Item	Units Received
4.1	SensIR portable spectrometer	0
4.2	Spectrometer Upgrade, upgrade TravellIR ICHEM Extended Library	0
4.3	Spectrometer Upgrade, upgrade TravellIR to HAZMAT ID Command System	0
4.4	Radiation Detector with padded case and 9V battery	0

Equipment Category: DECONTAMINATION

Item Code	Item	Units Received
5.1	TVI Hazmat/Tactical 3-Line Decontamination System	0
5.2	Equipment Trailer, Decon System	1

Equipment Category: MEDICAL SUPPLIES & PHARMACEUTICALS

Item Code	Item	Units Received
6.1	Cyanide Kits	0
6.2	Mark One Auto Injectors Kits	0

2444 JAVD HE RVD 11 501
KCOEM HAS NOT RVD #12

MIL FORM 17
1 JUL 04



State of Washington Military Department
PURCHASE ORDER

Date
6/23/2005

Purchase Order Number
P47863

FROM (INITIATOR) HOMELAND SECURITY SECTION Bldg #20 CAMP MURRAY, WA 98430		Agency No 245	Mailstop TA-20	SHIP TO TUKWILA FIRE DEPT ATTN: MARTY GRISHAM 444 ANDOVER PK E TUKWILA, WA 98188	
TO (VENDOR) OLYMPIC TRAILER AND TRUCK, INC 7830 Martin Way East Olympia, WA 98516 USA		MAIL INVOICES TO STATE OF WASHINGTON MILITARY DEPARTMENT ACCOUNTS PAYABLE - BLDG 1 CAMP MURRAY, WA 98430-5092			
Authority/Contract No 7.1.b.1	FOB Point Destination	Payment Terms 30 days		Capital Project # / Title	

#	Item #	Description	Qty	Unit	Unit Price	Total Cost
1	N/A	21' Equipment Trailer	1	Each	\$6,345.00	\$6,345.00

Comments/Instructions: Homeland Security							
Instructions to Vendor	1. Washington State sales tax applies to this order.					Sub Total:	\$6,345.00
	2. Show Purchase Order number on all invoices, packages, and shipping documents.					Less Discount:	(\$0.00)
	3. This purchase order is subject to the standard terms and conditions located on the Department of General Administration's website at: www.ga.wa.gov/PCA/Bids/STTERMS.DOC					Shipping:	\$0.00
	4. Approved as to form, Spencer W. Daniels, Asst Attorney General, 6/22/04					Sub Total:	\$6,345.00
						Tax (8.40%):	\$532.98
						Grand Total:	\$6,877.98

Prepared by: Alec Chapman	Ph: 253-512-7044	Agency Approval: Mike Miner	Ph: 253-512-7703
Products/Services Received by: (Print Name)	Date Received	Receiver's Signature	Receiver's Phone

(Below for Accounting Purposes Only)

Doc Date		Current Doc No		Ref Doc No		Vendor Number			Vendor Message			
RDS	TC	Mod	Fund	AI	Master Index	S-Obj	SSO	Proj	S-Obj	Proj-Ph	Amount / Percentage	Invoice #
					000733SS	NZ					\$6,877.98 / 100.0%	
Accounting Approval for Payment						Date			Warrant Total			



Olympic Trailer & Truck, Inc.

7830 Martin Way East
 Olympia, WA 98516
 (360) 357-3065
 (360) 459-1418 Fax

ORIGINAL

Invoice

Date	Invoice #
8/8/2005	13258

Bill To
State of Washington Military Department Accounts Payable-Bldg 1 Camp Murray Wa 98430-5092

Ship To
Tukwila Fire Dept. 444 Andover Pk. East Tukwila WA. 98188 ATTN: Marty Grisham 206-575-4404, 206-571-3427

P.O. Number	Terms	Rep	Ship	Via	F.O.B.	Project
P47863	Net 15 Days	DS	8/8/2005	Pick Up		

Quantity	Item Code	Description	Price Each	Amount
	Cargo Mate	2005 Cargo Mate Trailer, Model #TB818TA3 8X18 Tandam Axle Enclosed Trailer VIN#5NHUTBT215T405479 White Home Land Security Trailer	6,345.00	6,345.00T
	Delivery/Freight Ch...	DELIVERED TO TUKWILA FIRE DEPT. WA State Sales Tax	0.00 8.40%	0.00T 532.98

Please pay from this invoice. Thank you.	Total	\$6,877.98
--	--------------	------------



INFORMATIONAL MEMORANDUM

TO: **Transportation and Infrastructure Committee**
FROM: **Henry Hash, Public Works Director**
BY: **Bryan Still, Operations Manager**
Charles Engle, Acting Fleet Superintendent
CC: **Mayor Ekberg**
DATE: **May 29, 2020**
SUBJECT: **Resolution to Surplus City Equipment for 2020**

ISSUE

Approve Resolution authorizing the sale of surplus equipment no longer needed by the City.

ANALYSIS/FISCAL IMPACT

The Fleet Division of Public Works has identified 22 pieces of equipment that have outlived their service life and are no longer needed by the City. Most of these items still operate, but in some cases require extensive repairs and are no longer used or too costly to overhaul.

All pieces of equipment are fully depreciated and are currently valued at \$52,100. Selling the equipment at auction in an “as is” condition is now the most practical solution for disposal.

RECOMMENDATION

Council is being asked to approve the Resolution declaring 22 pieces of equipment, valued at \$52,100, as surplus and authorize their sale and to consider this item on the Consent Agenda of the June 15, 2020 Regular Council Meeting.

Attachments: Surplus Equipment Resolution
Exhibit A Surplus Equipment List
Exhibit B Surplus Equipment Photos

DRAFT

A RESOLUTION OF THE CITY COUNCIL OF THE CITY OF TUKWILA, WASHINGTON, DECLARING CERTAIN FLEET VEHICLES AND EQUIPMENT SURPLUS, AND AUTHORIZING THEIR SALE OR DISPOSAL.

WHEREAS, the City of Tukwila purchased 22 vehicles and other pieces of equipment described and depicted in photographs on Exhibits A and B, respectively, which were utilized by various City departments; and

WHEREAS, the 22 vehicles and other pieces of equipment described and depicted on Exhibits A and B have a combined value of \$52,100.00; and

WHEREAS, the vehicles and other pieces of equipment described and depicted on Exhibits A and B have outlived their usefulness and are no longer needed by the City of Tukwila's Fleet (Equipment Rental) Department or any other City department; and

WHEREAS, the City of Tukwila has statutory authority to dispose of personal property under RCW 35A.11.010, provided such personal property is declared surplus to the City's needs;

NOW, THEREFORE, THE CITY COUNCIL OF THE CITY OF TUKWILA, WASHINGTON, HEREBY RESOLVES AS FOLLOWS:

Section 1. Declaration of Surplus. The 22 vehicles and other pieces of equipment described and depicted on the attached Exhibits A and B are hereby declared surplus.

Section 2. Fleet Department authorized to sell. The Fleet Department, as part of the City's replacement program, is hereby authorized to sell the 22 vehicles and other pieces of equipment described and depicted in photographs on Exhibits A and B, respectively, for the best available price, or properly dispose of those remaining items it is unable to sell.

PASSED BY THE CITY COUNCIL OF THE CITY OF TUKWILA, WASHINGTON, at
a Regular Meeting thereof this _____ day of _____, 2020.

ATTEST/AUTHENTICATED:

Christy O'Flaherty, MMC, City Clerk

De'Sean Quinn, Council President

APPROVED AS TO FORM BY:

Filed with the City Clerk: _____
Passed by the City Council: _____
Resolution Number: _____

Office of the City Attorney

Exhibit A: 2020 Fleet Surplus List

Exhibit B: 2020 Fleet Surplus Equipment—Photographs

2020 FLEET SURPLUS HAZMAT TRAILER - EXHIBIT A

RES #	EQ#	DIV	O&M ACCT	Dept	Yr	Description	Color	Serial Number / Vehicle Identification Number	License	EST. SALVAGE VALUE
	1011	PARKS MAINT	000.15.576.800.45.95	PK	1992	TRAILER, TORK LIFT	METAL	TLCFB922037	13948D	\$250
	1164	EQUIP RENTAL	501.01.548.650.45.95	ER	1999	SEDAN, FORD TAURUS LX	TAN	1FAFP53U4XG187655	27042D	\$1,000
	1169	PD INVEST / MAJOR	000.10.521.210.45.95	PD	1997	SEDAN, FORD TAURUS	LT BLUE	1FALP52U7VA261493	U/C AQR3705 /	\$750
	1205	PARKS MAINT	000.15.576.800.45.95	PK	2002	1/2-TON PICKUP, CHEVY SILVERADO	DK BLUE	1GCEC19V02E219712	34247D	\$3,000
	1222	RECREATION	000.07.571.211.45.94	RC	2002	VAN, 15-PASSENGER, CHEVY EXPRESS	DK BLUE	1GAHG39R021180071	34241D	\$2,000
	1230	SEWER	402.01.535.800.45.95	SE	1998	3/4-TON PICKUP, DODGE RAM	DK GREEN	3B7K02ZZ4WG186458	25141D	\$3,250
	1244	PW MAINT ADMIN	000.13.543.101.45.95	PW	1992	VAN, 15-PASSENGER, FORD CLUB WAGON	RED	1FBJS31MXNHB31256	13981D	\$1,300
	1281	FD TRAINING	000.11.522.410.45.95	FD	2003	SUV, FORD EXPEDITION	WHITE	1FMPU16L63LC18632	37688D	\$2,400
	1295	STREET MAINT	000.16.543.300.45.95	ST	1991	1-TON FLATBED W/ CRANE, FORD F350	BLUE	2FDLF47M1MCA75685	11543D	\$3,900
	1354	FD SUPPRESSION	000.11.522.200.45.95	FD	1999	FIRE TRUCK, DARLEY PUMPER	RED	4S7AT4195XC021126	28940D	\$5,950
	1355	FD SUPPRESSION	000.11.522.200.45.95	FD	2001	FIRE TRUCK, DARLEY PUMPER	RED	4S7AT40951C038856	34226D	\$5,950
	1445	STREET MAINT	000.16.543.300.45.95	ST	2000	TOOL, STRIPER TRAILER-MOUNTED, ROAD LAZER PAINT STRIPER W/		1G9RL0519VA213	N/A	\$900
	1714	PD ADMIN	000.10.521.100.45.95	PD	2006	SEDAN, FORD CROWN VICTORIA	DK BLUE	2FAHP71W16X164481	43841D	\$1,200
	1725	PD PATROL	000.10.521.220.45.95	PD	2008	SUV, CHEVY TAHOE PPV (SGT.)	DK BLUE	1GNEC03098R271064	47793D	\$1,750
	1726	PD ADMIN	000.10.521.100.45.95	PD	2008	SEDAN, CHEVY IMPALA FFV	DK BLUE	2G1WS563781353196	47791D	\$2,200
	1735	PD PATROL	000.10.521.220.45.95	PD	2011	PATROL, FORD CROWN VICTORIA AEV	BLACK/WHITE	2FABP7BV2BX177195	53018D	\$1,100
	1737	PD PATROL	000.10.521.220.45.95	PD	2011	PATROL, FORD CROWN VICTORIA AEV	BLACK/WHITE	2FABP7BV6BX177197	53015D	\$1,100
	1741	PD PATROL	000.10.521.220.45.95	PD	2011	PATROL K-9, FORD CROWN VICTORIA AEV	BLACK/WHITE	2FABP7BV4BX177201	53011D	\$1,100
	3900	PD INVEST / MAJOR	000.10.521.210.45.95	PD	2009	SUV, HYBRID, FORD ESCAPE FWD HEV U49	GREEN	1FMCU49389KB00446	48099D / U/C	\$1,000
	5524	FD SUPPRESSION	000.11.522.200.45.95	FD	2007	PUMPER, FERRARA INFERNO	RED	1F95044227H140459 BUILD H-3551	45557D	\$6,500
	5587	FD ADMIN	000.11.522.100.45.95	FD	2007	SUV, FORD EXPEDITION XLT SSV 4x4	RED	1FMFU16647LA84190	45153D	\$3,000
	S016	PD TAC TEAM	000.10.521.250.45.95	PD	2006	SEDAN, BMW 325i	BLUE	WBAVB17596NK37201	ATE7471	\$2,500
TOTAL	22									\$52,100

2020 Fleet Surplus Equipment – Exhibit B



Unit 1011, 1992 Trailer Tork Lift, Plate: 13948D, VIN: TLCFB922037. Estimated value \$250.



Unit 1164, 1999 Ford Taurus, 43,688 miles, Plate: 27042D, VIN: 1FAPP53U4XG187655. Estimated value \$1,000.



Unit 1169, 1997 Ford Taurus, 76,018 miles, Plate: 23893D, VIN: 1FALP52U7VA261493. Estimated value \$750.



Unit 1205, 2001/2-Ton Chevy Silverado, 123,027 miles, Plate: 34247D, VIN: 1GCEC19V02E219712. Estimated value \$3,000.



Unit 1222, 2002 Chevy 15-Passenger Van, 91,531 miles, Plate: 34241D, VIN: 1GAHG39R021180071. Estimated value \$2,000.



Unit 1230, 1998 Dodge Ram 2500 Pickup, 114,600 miles, Plate: 25141D, VIN: 3B7KC22Z4WG186458. Estimated value \$3,250.

2020 Fleet Surplus Equipment – Exhibit B



Unit 1244, 1992 Ford Club Van 15-Passenger, 86,151 miles, Plate: 13981D, VIN: 1FBJS31MXNHB31256. Estimated value \$1,300.



Unit 1281, 2003 Ford Expedition, 115,862 miles, Plate: 37688D, VIN: 1FMPU16L63LC18632. Estimated value \$2,400.



Unit 1295, 1-Ton Flatbed w/ Crane Ford F350, 6,250 hours, Plate: 11543D, VIN: 2FDLF47M1MCA75635. Estimated value \$3,900.



Unit 1354, 1999 Spartan/Darley Pumper, 8,486 hours, Plate: 28940D, VIN: 4S7AT4195XC021126. Estimated value \$5,950.



Unit 1355, 2001 Spartan/Darley Pumper, 10,414 hours, Plate: 34226D, VIN: 4S7AT40951C038856. Estimated value \$5,950.

2020 Fleet Surplus Equipment – Exhibit B



Unit 1445, 2000 RoadLazer Paint Striper.
Estimated value \$900.



Unit 1725, 2008 Chevy Tahoe, 105,561 miles,
Plate: 47793D, VIN: 1GNEC03098R271064.
Transmission issues. Estimated value \$1,750.



Unit 1714, 2006 Ford Crown Victoria, 109,046 miles,
Plate: 43841D, VIN: 2FAHP71W16X164481.
Estimated value \$1,200.



Unit 1726, 2008 Chevy Impala, 133,020 miles,
Plate: 47791D, VIN: 2G1WS583781353196.
Estimated value \$2,200.



Unit 1735, 2011 Ford Crown Victoria, 102,636 miles,
Plate: 53018D, VIN: 2FABP7BV2BX177195.
Estimated value \$1,100.

2020 Fleet Surplus Equipment – Exhibit B



Unit 1737, 2011 Ford Crown Victoria, 97,650 miles,
Plate: 53015D, VIN: 2FABP7BV6BX177197.
Estimated value \$1,100.



Unit 1741, 2011 Ford Crown Victoria, 103,154 miles,
Plate: 53011D, VIN: 2FABP7BV4BX177201.
Estimated value \$ 1,100.



Unit 3900, 2009 Ford Hybrid Escape, 125,700 miles,
Plate: 48099D, VIN: 1FMCU49389KB00446.
Dead hybrid battery. Estimated value \$1,000.



Unit 5524, 2007 Ferrara Inferno Pumper,
8,413 hours, 97,481 miles, Plate: 45557D,
VIN: 1F95044227H140459. Estimated value \$6,500.



Unit 5587, 2007 Ford Expedition, 154,887 miles,
Plate: 45153D, VIN: 1FMFU16547LA84190.
Estimated value \$3,000.



Unit S016, 2006 BMW 325i, 154,475 miles,
Plate BAM6976, VIN: WBAVB17596NK37201.
Estimated value \$2,500.



INFORMATIONAL MEMORANDUM

TO: Transportation and Infrastructure Committee
FROM: Henry Hash, Public Works Director
BY: Mike Perfetti, Habitat Project Manager
CC: Mayor Ekberg
DATE: May 29, 2020
SUBJECT: Surface Water Fund – Riverton Creek Flap Gate Removal Project
Project No. 99830103
Bid Award for Construction

ISSUE

Award a contract to R.L. Alia Company for construction of the Riverton Creek Flap Gate Removal Project.

BACKGROUND

This project will restore fish access to Riverton Creek and reestablish previously inaccessible rearing habitat at the confluence with the Duwamish River. Construction includes the removal of two culverts with flap gates and associated fill, wall demolition, the installation of a new trail bridge, a new soldier pile wall, structural tie-backs along the adjacent road, channel realignment, boulder, gravel and wood placement, native plant restoration and art work.

DISCUSSION

The Riverton Creek Flap Gate Removal Project was advertised for bids on April 30 and May 7, 2020. Six bids were received and opened on May 21, 2020. The bids were checked and tabulated. After correcting the bids, the apparent low bidder is R.L. Alia Company with an overall bid of \$1,503,267.15. The engineer’s estimate was \$1,229,162.00.

FISCAL IMPACT (All amounts include sales tax)

The Riverton Creek Flap Gate Removal Project construction was initially budgeted at \$918,000 but increased primarily in response to cost increases associated with permit and granting agency comments. Project funding includes \$295,000 in Surface Water revenue and \$1,021,894 in grants. The low bid exceeds the available project funding. To fund the balance, staff proposes to transfer budget from the 205 Levee Certification Project, which is not currently needed since the City has petitioned the King County Flood Control District to fund the rebuilding of the 205 Levee. Note that there will be a second construction contract for the Riverton Creek project that will be advertised soon, focused on the upstream restoration work. That work is currently valued at about \$125,000 and has \$50,000 in additional grant funds committed to it.

Table with 4 columns: Bid Results, Estimate, Budget, and Bid Amount (Schedule A). Rows include Contingency (10%), Funding from 205 Levee Certification, Grants (CWM, Opp, RCO), and Total.

RECOMMENDATION

Council is being asked to award the construction contract for the Riverton Creek Flap Gate Removal Project to R.L. Alia Company in the amount of \$1,503,267.15 and consider this item on the Consent Agenda at the June 15, 2020 Regular Meeting.

Attachments: CIP Page 93
CIP Page 94
Bid Tabulation

CITY OF TUKWILA CAPITAL PROJECT SUMMARY

2019 to 2024

PROJECT: Riverton Creek Flap Gate Removal

Project No. 99830103

DESCRIPTION: Remove two culverts and flap gates at Duwamish River; install pipe arch, create open channel confluence, install trail bridge over new channel, restore/revegetate 200 feet of creek channel and 450 ft. of pond shoreline.

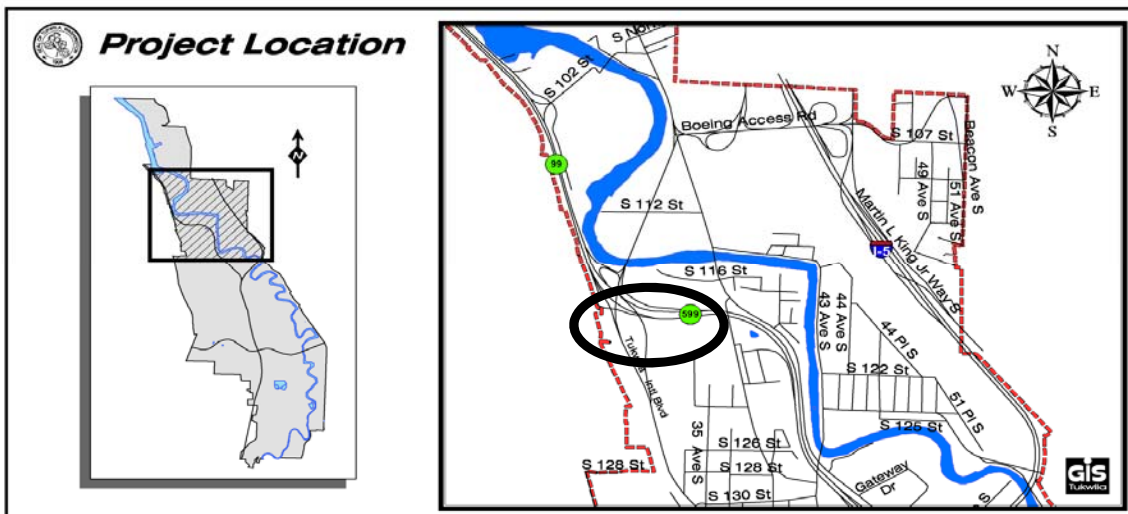
JUSTIFICATION: Increase available salmonid rearing habitat and increase flood refuge in lower Duwamish River. Improve fish access to Riverton Creek and enhance salmon rearing and resting area.

STATUS: Design underway in 2018. Construction grant of \$846k from WA State RCO.

MAINT. IMPACT: Expected to increase maintenance.

COMMENT: Project used as mitigation for East Marginal Way Pipe Replacement Project and HPA Control #133763-1 requires work to be completed by June 11, 2019, which will need to be extended.

FINANCIAL (in \$000's)	Through		Estimated							BEYOND	TOTAL
	2017	2018	2019	2020	2021	2022	2023	2024			
EXPENSES											
Design	204	100	40								344
Land (R/W)											0
Monitoring				15	15	15	15	15	15	15	90
Const. Mgmt.			184								184
Construction			918								918
TOTAL EXPENSES	204	100	1,142	15	15	15	15	15	15	15	1,536
FUND SOURCES											
Awarded Grant	72		847								919
Proposed Grant											0
Mitigation Actual											0
Mitigation Expected											0
Utility Revenue	132	100	295	15	15	15	15	15	15	15	617
TOTAL SOURCES	204	100	1,142	15	15	15	15	15	15	15	1,536



CITY OF TUKWILA CAPITAL PROJECT SUMMARY

2019 to 2024

PROJECT: **Tukwila 205 Levee Certification** Project No. 91341203

DESCRIPTION: Obtain levee certification for the Tukwila 205 Levee.

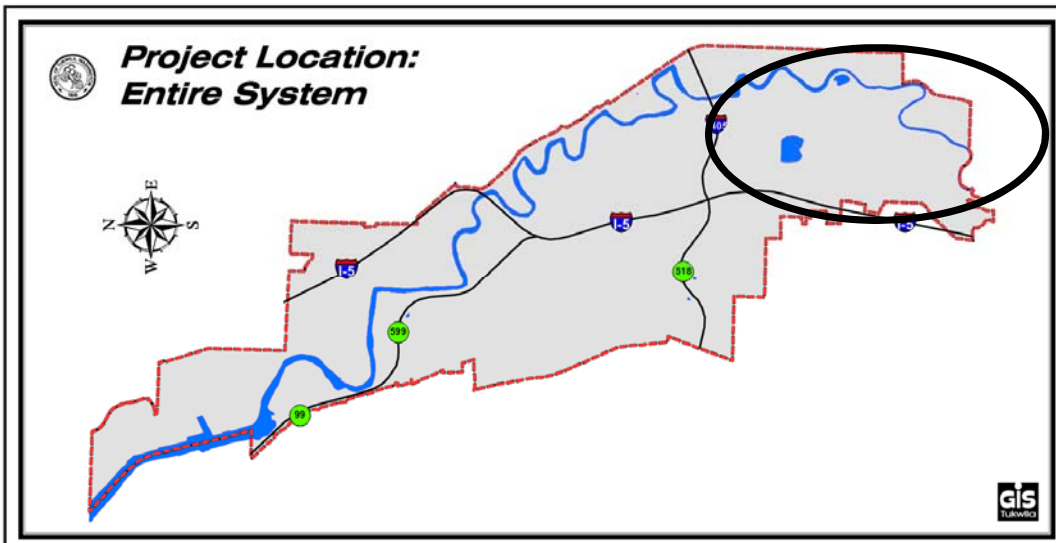
JUSTIFICATION: The US Army Corps of Engineers no longer provides levee certification services to federally authorized levees. The existing certification expired in August of 2013. Certification is required for the Federal Emergency Management Agency to accreditate the levee system as providing a 100-year level of flood protection.

STATUS: Phase I was a overview of entire levee system and Phase II includes identification of levee deficiencies.

MAINT. IMPACT: Certification process is expected to lead to additional levee repair projects that are required to meet the certification criteria. Certification is valid for a 10-year period.

COMMENT: Costs listed in 2019 through 2022 are estimates for potential repairs that would be grant dependent. King County Flood Control District's Opportunity Grant Program currently has \$63k per year. The Army Corps of Engineers is currently designing a levee repair project near Mitchell Moving, GACO, and Segale Properties with construction in 2019. Overall costs for Corps/Flood District project is \$55 million, with no City funding.

FINANCIAL (in \$000's)	Through Estimated										
	2017	2018	2019	2020	2021	2022	2023	2024	BEYOND	TOTAL	
EXPENSES											
Certification Phase I	350										350
Certification Phase II	93	220	250								563
Design			275								275
Const. Mgmt.				30	115	600					745
Construction				200	750	4,000					4,950
TOTAL EXPENSES	443	220	525	230	865	4,600	0	0	0	6,883	
FUND SOURCES											
KC Flood Control	113	63	63	63	63	63	63	63	63	63	617
Proposed Grants				150	780	4,500					5,430
Mitigation Actual											0
Mitigation Expected											0
Utility Revenue	330	157	462	17	22	37	(63)	(63)	(63)	(63)	836
TOTAL SOURCES	443	220	525	230	865	4,600	0	0	0	6,883	



Riverton Creek Flapgate Removal Project

Certified Bid Tab

ITEM NO.	ITEM	UNITS	QUANTITY	Engineer's Estimate		RL Alia		Olson Brothers Excavating		Rivers Edge Environmental Svcs		Stellar J Corporation		Orion Marine Contractors		Nordvind	
				UNIT PRICE	AMOUNT	UNIT PRICE	AMOUNT	UNIT PRICE	AMOUNT	UNIT PRICE	AMOUNT	UNIT PRICE	AMOUNT	UNIT PRICE	AMOUNT	UNIT PRICE	AMOUNT
1	Mobilization	LS	1	103,000.00	103,000.00	82,000.00	82,000.00	94,000.00	94,000.00	136,600.00	136,600.00	160,666.66	160,666.66	200,000.00	200,000.00	30,000.00	30,000.00
2	Contractor Surveying	LS	1	28,000.00	28,000.00	18,000.00	18,000.00	16,000.00	16,000.00	17,250.00	17,250.00	10,000.00	10,000.00	35,000.00	35,000.00	18,000.00	18,000.00
3	Unexpected Site Changes	EST	15,000	15,000.00	15,000.00	15,000.00	15,000.00	1.00	15,000.00	1.00	15,000.00	1.00	15,000.00	1.00	15,000.00	1.00	15,000.00
4	Project Temporary Traffic Control for Roadway	LS	1	15,000.00	15,000.00	15,000.00	15,000.00	30,000.00	30,000.00	15,000.00	15,000.00	15,000.00	15,000.00	75,000.00	75,000.00	15,000.00	15,000.00
5	Project Temporary Traffic Control for Private Pr	LS	1	10,000.00	10,000.00	10,000.00	10,000.00	17,000.00	17,000.00	10,000.00	10,000.00	80,000.00	80,000.00	80,000.00	80,000.00	10,000.00	10,000.00
6	Spill Prevention, Control & Countermeasures (S	LS	1	1,000.00	1,000.00	500.00	500.00	1,800.00	1,800.00	1,000.00	1,000.00	2,000.00	2,000.00	10,000.00	10,000.00	500.00	500.00
7	Riverton Creek Bridge	LS	1	173,000.00	173,000.00	140,000.00	140,000.00	173,000.00	173,000.00	156,200.00	156,200.00	160,000.00	160,000.00	216,500.00	216,500.00	75,000.00	75,000.00
8	Cleaning And 5/16" Fillet Weld Of Sheet Piles T	LF	10	200.00	2,000.00	250.00	2,500.00	600.00	6,000.00	550.00	5,500.00	400.00	4,000.00	2,000.00	2,000.00	2,500.00	2,500.00
9	Structural Carbon Steel	LS	1	8,000.00	8,000.00	60,000.00	60,000.00	2,500.00	2,500.00	28,270.00	28,270.00	85,000.00	85,000.00	25,000.00	25,000.00	10,000.00	10,000.00
10	Furnishing And Driving Steel Pipe Test Pile	EA	1	12,500.00	12,500.00	7,000.00	7,000.00	3,000.00	3,000.00	3,190.00	3,190.00	4,000.00	4,000.00	25,000.00	25,000.00	2,000.00	2,000.00
11	Furnishing St. Piling	LF	306	90.00	27,540.00	15,300.00	15,300.00	50.00	15,300.00	38.50	11,781.00	45.00	13,770.00	60.00	18,360.00	15,300.00	4,681,800.00
12	Driving St. Pile	EA	11	1,000.00	11,000.00	2,000.00	2,000.00	2,200.00	22,000.00	1,650.00	18,150.00	2,500.00	25,000.00	5,500.00	60,500.00	11,000.00	11,000.00
13	Bridge Railing Type Chain Link Fence	LF	108	120.00	12,960.00	100.00	10,800.00	110.00	11,880.00	96.25	10,395.00	100.00	10,800.00	170.00	18,360.00	100.63	10,868.04
14	Cleaning and Painting - Wall 1	LS	1	16,000.00	16,000.00	30,000.00	30,000.00	10,000.00	10,000.00	13,997.50	13,997.50	25,000.00	25,000.00	35,000.00	35,000.00	10,000.00	10,000.00
15	Removing Soldier Pile Shaft Obstructions	EST	8,000	8,000.00	8,000.00	8,000.00	8,000.00	1.00	8,000.00	1.00	8,000.00	1.00	8,000.00	1.00	8,000.00	1.00	8,000.00
16	Shaft - 24 In. Diameter	LF	530	85.00	45,050.00	212.55	112,651.50	240.00	127,200.00	396.00	209,880.00	200.00	106,000.00	275.00	145,750.00	216.20	114,586.00
17	Furnishing Soldier Pile - HP 12X84	LF	710	90.00	63,900.00	123.00	87,330.00	104.00	73,840.00	88.00	62,480.00	100.00	71,000.00	125.00	88,750.00	94.30	66,953.00
18	Concrete Lagging	SF	1,020	50.00	51,000.00	70.00	71,400.00	104.00	106,080.00	107.13	109,272.60	75.00	76,500.00	100.00	102,000.00	57.03	58,170.60
19	Permanent Ground Anchor	EA	18	5,500.00	99,000.00	6,500.00	117,000.00	13,000.00	234,000.00	13,090.00	235,620.00	8,000.00	144,000.00	12,500.00	225,000.00	14,605.00	262,890.00
20	Permanent Ground Anchor Performance Test	EA	3	1,000.00	3,000.00	1,250.00	3,750.00	2,500.00	7,500.00	3,300.00	9,900.00	1,200.00	3,600.00	3,500.00	10,500.00	5,175.00	15,175.00
21	Permanent Ground Anchor Verification Test	LS	2	1,500.00	3,000.00	3,000.00	6,000.00	2,500.00	5,000.00	9,900.00	19,800.00	2,000.00	4,000.00	7,500.00	15,000.00	2,875.00	5,750.00
22	Clearing and Grubbing	LS	1	9,000.00	9,000.00	10,000.00	10,000.00	35,000.00	35,000.00	8,924.00	8,924.00	30,000.00	30,000.00	15,000.00	15,000.00	10,000.00	10,000.00
23	Removal of Structure and Obstruction	LS	1	3,000.00	3,000.00	2,500.00	2,500.00	10,000.00	10,000.00	2,700.00	2,700.00	7,000.00	7,000.00	5,000.00	5,000.00	10,000.00	10,000.00
24	Removing Existing Retaining Wall	LS	1	21,000.00	21,000.00	10,000.00	10,000.00	21,000.00	21,000.00	7,209.00	7,209.00	20,000.00	20,000.00	5,000.00	5,000.00	15,000.00	15,000.00
25	Channel Excavation Incl. Haul	CY	1,570	55.00	86,350.00	125.00	196,250.00	67.00	105,190.00	90.50	142,085.00	80.00	125,600.00	75.00	117,750.00	100.00	157,000.00
26	Select Grading (by Force Account)	EST	4,000	4,000.00	4,000.00	4,000.00	4,000.00	1.00	4,000.00	1.00	4,000.00	1.00	4,000.00	1.00	4,000.00	1.00	4,000.00
27	Gravel Borrow Incl. Haul	TN	30	40.00	1,200.00	75.00	2,250.00	70.00	2,100.00	55.74	1,672.20	80.00	3,200.00	110.00	3,300.00	100.00	3,000.00
28	Unsuitable Foundation Excavation Incl. Haul	CY	25	40.00	1,000.00	100.00	2,500.00	90.00	2,250.00	90.50	2,262.50	125.00	3,125.00	175.00	4,375.00	150.00	3,750.00
29	Dewatering	LS	1	20,000.00	20,000.00	3,000.00	3,000.00	25,000.00	25,000.00	55,384.00	55,384.00	30,000.00	30,000.00	25,000.00	25,000.00	5,000.00	5,000.00
30	Structure Excavation Class A Incl. Haul	CY	110	110.00	12,100.00	75.00	8,250.00	90.00	9,900.00	90.50	9,955.00	100.00	11,000.00	95.00	10,450.00	100.00	11,000.00
31	Shoring or Extra Excavation Class A	LS	1	10,000.00	10,000.00	3,000.00	3,000.00	9,000.00	9,000.00	10,800.00	10,800.00	10,000.00	10,000.00	15,000.00	15,000.00	10,000.00	10,000.00
32	Trimming and Cleanup	LS	1	5,000.00	5,000.00	7,500.00	7,500.00	5,000.00	5,000.00	5,000.00	5,000.00	100.00	100.00	7,500.00	7,500.00	5,000.00	5,000.00
33	Crushed Surfacing Base Course	TN	54	46.00	2,484.00	100.00	5,400.00	90.00	4,860.00	56.95	3,075.30	90.00	4,860.00	110.00	5,940.00	100.00	5,400.00
34	Commercial HMA	TN	41	240.00	9,840.00	250.00	10,250.00	370.00	15,170.00	190.00	7,790.00	225.00	9,225.00	300.00	12,300.00	350.00	14,350.00
35	Temporary Stream Diversion	LS	1	38,000.00	38,000.00	90,000.00	90,000.00	31,000.00	31,000.00	14,800.00	14,800.00	200,000.00	200,000.00	65,000.00	65,000.00	25,000.00	25,000.00
36	Erosion Control and Water Pollution Prevention	LS	1	27,000.00	27,000.00	7,500.00	7,500.00	25,000.00	25,000.00	10,761.00	10,761.00	15,000.00	15,000.00	25,000.00	25,000.00	15,000.00	15,000.00
37	High Visibility Fence	LF	135	4.80	648.00	4.00	540.00	7.00	945.00	7.25	978.75	8.00	1,080.00	6.00	810.00	10.00	1,350.00
38	Coir Log	LF	360	4.80	1,728.00	6.00	2,160.00	7.00	2,520.00	10.00	3,600.00	15.00	5,400.00	20.00	7,200.00	10.00	3,600.00
39	Erosion Control Blanket	SY	140	14.00	1,960.00	2.50	450.00	10.00	1,400.00	5.00	700.00	6.00	840.00	20.00	2,800.00	10.00	1,400.00
40	PSIPE - Acer circinatum, #5	EA	2	300.00	600.00	60.00	120.00	43.00	86.00	55.00	110.00	50.00	100.00	75.00	150.00	40.00	80.00
41	PSIPE - Argentina egedii, 10" tube	EA	10	4.00	40.00	25.00	250.00	6.00	60.00	22.00	220.00	20.00	200.00	30.00	300.00	8.00	80.00
42	PSIPE - Aruncus dioicus, #1	EA	12	10.00	120.00	25.00	300.00	25.00	300.00	22.00	264.00	20.00	240.00	30.00	360.00	15.00	180.00
43	PSIPE - Carex lyngbei, 10" tube	EA	10	4.00	40.00	20.00	200.00	6.00	60.00	16.50	165.00	15.00	150.00	25.00	250.00	8.00	80.00
44	PSIPE - Cornus stolonifera, LS bundle	EA	15	45.00	675.00	25.00	375.00	43.00	645.00	22.00	330.00	20.00	300.00	30.00	450.00	60.00	900.00
45	PSIPE - Cornus stolonifera, #1	EA	4	10.00	40.00	25.00	250.00	24.00	240.00	16.50	165.00	15.00	150.00	25.00	250.00	8.00	80.00
46	PSIPE - Eleocharis palustris, 10" tube	EA	10	4.00	40.00	20.00	200.00	6.00	60.00	16.50	165.00	15.00	150.00	25.00	250.00	8.00	80.00
47	PSIPE - Fraxinus latifolia, #2	EA	5	100.00	500.00	25.00	125.00	37.00	185.00	22.00	110.00	20.00	100.00	30.00	150.00	26.00	130.00
48	PSIPE - Gualtheria shallon, #1	EA	20	10.00	200.00	20.00	400.00	24.00	480.00	16.50	330.00	15.00	300.00	25.00	500.00	15.00	300.00
49	PSIPE - Holodiscus discolor, #1	EA	5	10.00	50.00	20.00	100.00	24.00	120.00	16.50	82.50	15.00	75.00	25.00	125.00	15.00	75.00
50	PSIPE - Lonicera involucrata, #1	EA	15	150.00	2,250.00	20.00	300.00	24.00	360.00	22.00	330.00	15.00	225.00	25.00	375.00	15.00	225.00
51	PSIPE - Malus fusca, #2	EA	5	100.00	500.00	20.00	200.00	37.00	370.00	16.50	82.50	15.00	75.00	25.00	125.00	26.00	130.00
52	PSIPE - Physocarpus capitatus, #1	EA	8	10.00	80.00	20.00	200.00	25.00	200.00	16.50	132.00	15.00	150.00	25.00	250.00	15.00	150.00
53	PSIPE - Picea sitchensis, 8-10"	EA	13	130.00	1,690.00	175.00	2,275.00	300.00	3,900.00	165.00	2,145.00	150.00	1,950.00	250.00	3,250.00	375.00	4,875.00
54	PSIPE - Polystichum munifitum, #1	EA	20	10.00	200.00	20.00	400.00	25.00	500.00	16.50	330.00	15.00	300.00	25.00	500.00	15.00	300.00
55	PSIPE - Pseudotsuga menziesii, 8-10"	EA	3	825.00	2,475.00	175.00	525.00	240.00	720.00	165.00	495.00	150.00	450.00	250.00	750.00	375.00	1,125.00
56	PSIPE - Ribes sanguineum, #1	EA	8	10.00	80.00	20.00	200.00	24.00	240.00	16.50	132.00	15.00	150.00	25.00	250.00	15.00	150.00
57	PSIPE - Rosa pisocarpa, #1	EA	13	130.00	1,690.00	20.00	260.00	24.00	312.00	16.50	214.50	15.00	195.00	25.00	325.00	15.00	195.00
58	PSIPE - Rubus spectabilis, #1	EA	17	170.00	2,890.00	20.00	340.00	24.00	408.00	16							

Riverton Creek Flapgate Removal Project

Certified Bid Tab

ITEM NO.	ITEM	UNITS	QUANTITY	Engineer's Estimate		RL Alia		Olson Brothers Excavating		Rivers Edge Environmental Svcs		Stellar J Corporation		Orion Marine Contractors		Nordwind	
				UNIT PRICE	AMOUNT	UNIT PRICE	AMOUNT	UNIT PRICE	AMOUNT	UNIT PRICE	AMOUNT	UNIT PRICE	AMOUNT	UNIT PRICE	AMOUNT	UNIT PRICE	AMOUNT
70	PSIPE - Tsuga heterophylla, 8'-10'	EA	4	275.00	1,100.00	200.00	800.00	1,200.00	300.00	165.00	660.00	150.00	600.00	250.00	1,000.00	375.00	1,500.00
71	Topsoil Type A	CY	7	45.00	315.00	70.00	490.00	560.00	80.00	66.00	462.00	60.00	420.00	90.00	630.00	100.00	700.00
72	Compost (Amendend Soil)	CY	13	45.00	585.00	70.00	910.00	1,040.00	80.00	66.00	858.00	60.00	780.00	90.00	1,170.00	100.00	1,300.00
73	Bark and Wood Chip Mulch	CY	13	45.00	585.00	70.00	910.00	1,040.00	80.00	66.00	858.00	60.00	780.00	90.00	1,170.00	100.00	1,300.00
74	Extruded Curb	LF	240	15.00	3,600.00	30.00	7,200.00	6,000.00	25.00	25.00	6,000.00	35.00	8,400.00	9.00	2,160.00	10.00	2,400.00
75	Light Loose Riprap	TN	400	54.00	21,600.00	80.00	32,000.00	26,800.00	67.00	91.50	36,600.00	100.00	40,000.00	190.00	76,000.00	100.00	40,000.00
76	Paint Line	LF	350	3.80	1,330.00	10.00	3,500.00	2,450.00	7.00	3.50	1,225.00	5.00	1,750.00	7.00	2,450.00	10.00	3,500.00
77	Woody Debris Structure Over Riprap	EA	4	4,200.00	16,800.00	1,400.00	5,600.00	19,600.00	4,900.00	1,320.00	5,280.00	1,200.00	4,800.00	3,750.00	15,000.00	1,000.00	4,000.00
78	Wetland Outlet Woody Debris - Single Log	EA	2	2,000.00	4,000.00	1,400.00	2,800.00	6,200.00	3,100.00	1,320.00	2,640.00	1,200.00	2,400.00	2,500.00	5,000.00	2,200.00	4,400.00
79	Wetland Woody Debris - Single Log	EA	10	1,800.00	18,000.00	1,400.00	14,000.00	31,000.00	3,100.00	1,320.00	13,200.00	1,200.00	12,000.00	2,500.00	25,000.00	1,000.00	10,000.00
80	Wetland Woody Debris - Double Log	EA	2	3,200.00	6,400.00	3,000.00	6,000.00	13,400.00	6,700.00	2,640.00	5,280.00	2,400.00	4,800.00	5,000.00	10,000.00	2,500.00	5,000.00
81	Floating Silt Curtain	LS	1	9,600.00	9,600.00	6,000.00	6,000.00	7,800.00	7,800.00	3,959.37	3,959.37	5,000.00	5,000.00	10,000.00	10,000.00	5,000.00	5,000.00
82	Streambed Gravel	TN	241	85.00	20,485.00	60.00	14,460.00	23,618.00	98.00	83.30	20,075.30	100.00	24,100.00	140.00	33,740.00	100.00	24,100.00
83	Streambed Cobbles 6 In.	TN	54	60.00	3,240.00	80.00	4,320.00	4,752.00	88.00	83.30	4,498.20	150.00	8,100.00	200.00	10,800.00	100.00	5,400.00
84	Streambed Boulder Two Man	EA	16	75.00	1,200.00	200.00	3,200.00	3,680.00	230.00	156.00	2,496.00	100.00	1,600.00	550.00	8,800.00	125.00	2,000.00
85	Streambed Boulder Three Man	EA	130	130.00	16,900.00	300.00	39,000.00	22,750.00	175.00	156.00	20,280.00	100.00	13,000.00	550.00	71,500.00	150.00	19,500.00
86	Filter Bag	EA	4	2,350.00	9,400.00	200.00	800.00	6,400.00	1,600.00	1,230.00	4,920.00	200.00	800.00	1,500.00	6,000.00	450.00	1,800.00
87	Habitat Snag	EA	3	1,000.00	3,000.00	2,000.00	6,000.00	6,000.00	2,000.00	1,320.00	3,960.00	1,200.00	3,600.00	1,500.00	4,500.00	500.00	1,500.00
88	Art Installation	LS	1	4,000.00	4,000.00	2,000.00	2,000.00	2,500.00	2,500.00	3,500.00	3,500.00	1,000.00	1,000.00	2,500.00	2,500.00	5,000.00	5,000.00
89	Property Restoration (by Force Account)	EST	5,000	1.00	5,000.00	1.00	5,000.00	5,000.00	1.00	1.00	5,000.00	1.00	5,000.00	1.00	5,000.00	1.00	5,000.00
Subtotal:					1,117,420.00		1,366,606.50		1,496,383.00		1,541,357.22		1,654,111.66		2,050,370.00		5,871,662.64
Sales Tax					111,742.00		136,660.65		149,638.30		154,135.72		165,411.17		205,037.00		587,166.26
Total Construction Cost:					1,229,162.00		1,503,267.15		1,646,021.30		1,695,492.94		1,819,522.83		2,255,407.00		6,458,828.90

Corrected bid

Errors in Contractor Bid Proposals:

- Nordwind: Error in line item 11. Their proposal had \$15,300 for both the unit price and amount. Per Specification Section 1.03-1 and the note on Schedule A of the Proposal form (P-2), the stated unit price has been entered in this tabulation.
- Rivers Edge Environmental: Errors in Items 16, 18, 33, 43, 71, 86 and 87. Discrepancy between unit price and amounts entered in proposal. Per Specification Section 1.03-1 and the note on Schedule A of the Proposal form (P-2), the stated unit price has been entered in this tabulation.

Certified by _____ Date 5/26/2020

Mike Perfetti, Habitat Project Manager



INFORMATIONAL MEMORANDUM

TO: **Transportation and Infrastructure Committee**
 FROM: **Henry Hash, Public Works Director**
 BY: **Mike Perfetti, Habitat Project Manager**
 CC: **Mayor Ekberg**
 DATE: **May 29, 2020**
 SUBJECT: **Surface Water Fund – Riverton Creek Flapgate Removal Project**
Project Number 99830103, Contract 17-070
Amendment No. 6 for Construction Management Services

ISSUE

Approve Amendment No. 6 to Contract No. 17-070 with OTAK, Inc. for additional engineering services and a time extension.

BACKGROUND

In May 2017, the City entered into a consultant agreement with OTAK for design and permitting services for the Riverton Creek Flap Gate Removal Project, which will improve habitat conditions and increase salmonid accessibility to rearing habitat in Riverton Creek. Project design and permitting is complete. The City advertised the project for construction and opened bids on May 21, 2020. The City is concurrently, and via a separate informational memorandum, being asked to award the the construction contract to the lowest responsive bidder.

DISCUSSION

OTAK’s Amendment No. 6 will add construction support services to OTAK’s existing contract. Staff will provide the lead role in managing the construction contract to be supported by OTAK, who will supplement in-house capabilities in providing field engineering, limited inspection, technical support, submittal review, limited contractor communications (RFIs) and coordination, documentation compliance support, materials testing and record drawing production. The scope includes a \$15,000 management reserve contingency for use if pre-authorized additional services become necessary.

FISCAL IMPACT

The Riverton Creek Flapgate Removal Project has surface water construction management (CM) funds budgeted at \$184,000 for the current biennium, and remaining design budget in the amount of \$25,548. In addition, the project has remaining grant funding from the State Recreation and Conservation Office (RCO) and King County totaling \$1,021,894.

<u>Contract</u>	<u>Contract Amount</u>	<u>Budget</u>
Current OTAK Design	\$ 318,452.00	\$ 344,000.00
OTAK CM Am No. 6	199,965.00	184,000.00
Total	<u>\$ 518,417.00</u>	<u>\$ 528,000.00</u>

RECOMMENDATION

Council is being asked to approve Amendment No. 6 with OTAK, Inc. for the Riverton Creek Flap Gate Removal Project in the amount of \$199,965 and consider this item at the Consent Agenda at the June 15, 2020 Regular Meeting.

Attachments: CIP Page 93
OTAK Amendment No. 6

CITY OF TUKWILA CAPITAL PROJECT SUMMARY

2019 to 2024

PROJECT: Riverton Creek Flap Gate Removal

Project No. 99830103

DESCRIPTION: Remove two culverts and flap gates at Duwamish River; install pipe arch, create open channel confluence, install trail bridge over new channel, restore/revegetate 200 feet of creek channel and 450 ft. of pond shoreline.

JUSTIFICATION: Increase available salmonid rearing habitat and increase flood refuge in lower Duwamish River. Improve fish access to Riverton Creek and enhance salmon rearing and resting area.

STATUS: Design underway in 2018. Construction grant of \$846k from WA State RCO.

MAINT. IMPACT: Expected to increase maintenance.

COMMENT: Project used as mitigation for East Marginal Way Pipe Replacement Project and HPA Control #133763-1 requires work to be completed by June 11, 2019, which will need to be extended.

FINANCIAL (in \$000's)	Through		Estimated							BEYOND	TOTAL
	2017	2018	2019	2020	2021	2022	2023	2024			
EXPENSES											
Design	204	100	40								344
Land (R/W)											0
Monitoring				15	15	15	15	15	15	15	90
Const. Mgmt.			184								184
Construction			918								918
TOTAL EXPENSES	204	100	1,142	15	15	15	15	15	15	15	1,536
FUND SOURCES											
Awarded Grant	72		847								919
Proposed Grant											0
Mitigation Actual											0
Mitigation Expected											0
Utility Revenue	132	100	295	15	15	15	15	15	15	15	617
TOTAL SOURCES	204	100	1,142	15	15	15	15	15	15	15	1,536

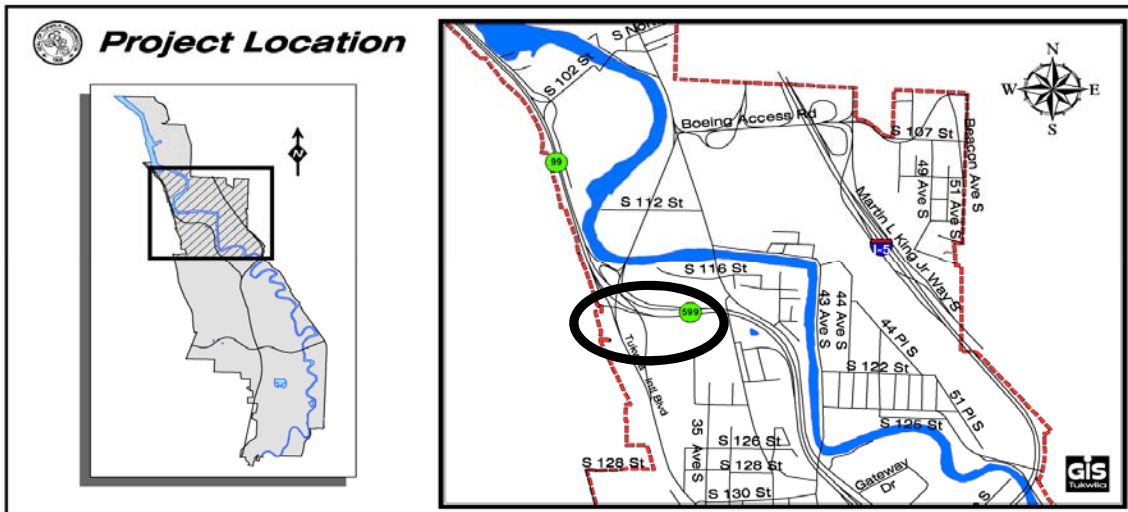


EXHIBIT A-6

SCOPE OF WORK DESIGN/ENGINEERING SERVICES

City of Tukwila
Riverton Creek Flapgate Removal
OTAK Project No. 32740
May 2020

Amendment No. 6

Introduction and Background

LOCATION: 3225 S 116th St

DESCRIPTION: Provide engineering support during construction of the Riverton Creek Flapgate Removal Project. Otak previously provided analysis, final design, and bid support services for this project.

SCHEDULE: The anticipated project schedule is to have notice to proceed in June 2020 with Construction closeout for construction support to occur by January 30, 2021. The City will provide continued construction management through the plant establishment period.

This Scope of Work provides additional services for construction support and is described in detail in the following sections.

The following table provides a summary of the contract value for the project as modified by Amendment No. 6.

Contract	Authorized Fee
Original Contract	\$105,363.00
Amendment No. 1	\$39,993.00
Amendment No. 2	\$37,064.00
Amendment No. 3	\$0.00
Amendment No. 4	\$37,920.00
Amendment No. 5	\$98,112.00
Amendment No. 6	\$199,965.00
Total	\$518,417.00

Scope and Budget Modifications

1.0 Project Management

1.1 Project Management and Coordination

OTAK will coordinate with the City of Tukwila on a regular basis by phone and email to keep the City's project manager informed about project progress, project issues and schedule. Regular communication with the City will occur on a bi-weekly basis, and a status report will be provided to the City before each meeting summarizing the status of action items and deliverables.

Project monitoring and reporting will include the coordination of construction engineering support team members, internal project scheduling, and the preparation of a monthly progress report and a monthly billing statement.

Task 1 Deliverables

- Bi-weekly project reports submitted to the City by email (electronic PDF file format)
- Monthly progress report and monthly invoice

Task 1 Assumptions

- The duration of this task is estimated at nine months, assuming a June 2020 start to construction, Physical Completion for the Contractor by November 2020, and project closeout for Construction Support completed with the City by January 30, 2021. The City will provide continued construction management beyond this date through the Plant Establishment Period.

9.0 Construction Administration Support (New)

9.1 Construction Administration

Otak's Office Engineer will assist the City of Tukwila in administration of the construction contract in accordance with the following:

- Attend the preconstruction conference and set up daily report forms and other forms as needed.
- Prepare the initial Draft Record of Materials Log and Submittals Log (electronic spreadsheet file).
- Review material submittals, construction sequence schedules, and other items to verify compliance with the contract plans and specifications.
- Coordinate with the Construction Inspector throughout the duration listed under Assumptions. Otak will provide support including field meetings with the Construction Inspector as necessary.
- Attend progress meetings or make site visits at the frequency deemed necessary to promote effective communication between the City, the Inspector, engineering support staff, and the Contractor.
- Review and respond to correspondence and RFI's from the Contractor and others.
- Make recommendations to the City regarding changes and with the City's input and approval, negotiate change orders.

Scope of Work Continued

- Prepare construction files and photos for project closeout.

Task 9.1 Assumptions

- The duration of this task is estimated at nine months, assuming a June 2020 start to construction, Physical Completion for the Contractor by November 2020, and project closeout completed with the City by January 30, 2021.
- The City will provide the Resident Engineer and the primary Construction Inspector.
- The City will be the primary point of contact for the Contractor unless approved by the City to communicate directly with the Contractor.
- Otak will not be reviewing pay estimates or payroll information.
- The City will provide the primary construction administration role including record keeping, submittal intake and approval logs, and tracking of quantities.

10.0 Construction Observation Support (New)

10.1 Site Civil Construction Observation

10.1.A Site Construction Observation

The City will provide the primary Construction Inspector to cover the Contractor's schedule on a daily basis. Otak will provide general construction observation support, as requested by the City, for project elements such as:

- Temporary Erosion and Sediment Control
- Temporary Stream Diversion
- Channel Excavation
- Streambed and scour protection material placement
- Large Woody Debris

Inspectors will perform the following tasks:

- Observe construction.
- Provide field review for items requiring review by Engineer.
- Attend the preconstruction conference.
- Attend weekly progress meetings.
- Complete daily inspection reports. Otak will provide daily inspection reports to the City within one week of the completed work week (electronically and hard copies prior to Contractor pay estimates).
- Measure quantities, if requested.
- Maintain a photograph log.
- Maintain a set of plans, noting changes to the work, to be used as the basis for construction record drawings, along with the Contractor's as-built records.

Scope of Work Continued

When notified by the Contractor, Otak will participate in a final inspection with the City and compile a punch list. After the Contractor(s) has completed all punch list items, the design team will again inspect the project and establish the physical completion date.

Otak's Site Construction Inspector support time is estimated as for 5 days part-time for the Project Engineer (PE), 3 days part-time for a Water Resources Engineer (PE), and 15 days part-time for an Engineering Designer (EIT) with additional time for report preparation. Otak's Construction Observation Support also include 12 days part-time for the Project Engineer to attend weekly progress meetings in the field.

10.1.B Structural Construction Observation

Otak will provide general construction observation support, as requested by the City, for project structural elements such as:

- Retaining Wall Demolition
- Rebar
- Concrete Placement
- Bridge Installation

This scope assumes 5 days part-time for the Structural Project Engineer (PE) and 5 days part-time for a structural engineering inspector (PE) with additional time for report preparation.

10.1.C Water Quality Monitoring for In-water Work

An Otak water resources engineer that is a Certified Erosion and Sediment Control Lead (CESCL) will provide turbidity testing of the Duwamish River per the monitoring plan that was presented to Department of Ecology during design. This plan includes monitoring turbidity levels from the river embankment upstream and downstream of the mixing zone during in-water work along the Duwamish River.

This scope assumes 3 full-time field days for the CESCL and office time for report preparation.

10.1.D Fish Removal

An Otak biologist and supporting environmental staff will provide fish removal services, as required, such as:

- Inspection for fish presence prior to and after Fish Screen and Temporary Stream Diversion installation by the Contractor.
- Removal of fish entrapped due to Temporary Stream Diversion System
- Fish removal during installation of floating silt curtain within the Duwamish River

This scope assumes 4 site visits for two Otak environmental staff (one biologist, one support staff).

10.1.E Concrete Testing (Vendor – Mayes Testing)

Otak will engage Mayes Testing as a vendor to provide concrete testing for cast-in-place concrete project elements such as:

- Pile Caps

Scope of Work Continued

- Bridge Abutment Walls
- Existing Retaining Wall Cap

The concrete testing services will include field testing of materials and collection of samples and laboratory analysis.

Task 10.1 Assumptions

- The duration of this task is estimated at six months, assuming a June 2020 start to construction, Physical Completion for the Contractor by November 2020.
- The City will provide the primary Inspector with as-requested support from Otak.

10.2 Geotechnical Construction Observation (Subconsultant – GeoEngineers)

GeoEngineers will provide geotechnical support as a subconsultant as described in the attached scope and fee estimate.

11.0 Record Drawings (New)

The Contractor is responsible for providing as-built survey and record drawing markups during construction. Otak will review the record drawing markups and will revise the Construction Plans to conform to the information supplied by the Contractor. The Record Drawings will be prepared in accordance with the City's Record Drawing Requirements.

Task 11.0 Deliverables

- Record Drawings: Hardcopies – One Set of Mylars (full-size); Electronic – .pdf and CAD files

Management Reserve Contingency

If directed by the City, consultant will provide services needed to assist the City for unforeseen tasks related to this project that were not specifically addressed in this scope of work. When requested by the City, the consultant will provide a scope and budget for the task identified by the City. The consultant will not proceed with the task until written authorization has been provided by the City. The allotted amount for this task is \$15,000.

Direct Expenses

Direct expenses to be submitted for reimbursement include:

- Mileage/Travel for site investigations and meetings
- Reproduction for hard copies
- Postage and Courier
- Equipment and Materials for fish removal and water quality monitoring work
- Other Misc. Expenses



City of Tukwila

6200 Southcenter Boulevard, Tukwila WA 98188

Agreement Number: 17-070

CONTRACT FOR SERVICES

Amendment #6

Between the City of Tukwila and OTAK, Inc.

That portion of Contract No. 17-070 between the City of Tukwila and OTAK, Inc. is hereby amended as follows:

Section 1: Scope of Services. Work under this contract shall be amended to include reimbursement for direct expenses and costs associated with the additional contract scope of services as described in Exhibit A-6, attached.

Section 4: Payment. Payment is hereby changed to include an additional \$199,965 for this additional scope of services. See Exhibit B-6. The maximum amount payable under this contract as amended inclusive of all fees and other costs shall not exceed \$518,417.00 without express written modifications of the Agreement signed by the City.

All other provisions of the contract shall remain in full force and effect.

Dated this _____ day of _____, 2020.

CITY OF TUKWILA

CONTRACTOR

Allan Ekberg, Mayor

Printed Name: _____

ATTEST/AUTHENTICATED

APPROVED AS TO FORM

Christy O’Flaherty, MMC, City Clerk

Office of the City Attorney



INFORMATION MEMORANDUM

TO: Transportation and Infrastructure Committee
FROM: Henry Hash, Public Works Director
BY: Cyndy Knighton, Senior Program Manager
CC: Mayor Ekberg
DATE: May 29, 2020
SUBJECT: Resolution for Six-Year Transportation Improvement Program (2021 – 2026)

ISSUE

Approve a Resolution adopting the annual update of the Six-Year Transportation Improvement Program for 2021 – 2026.

BACKGROUND

The Transportation Improvement Program (TIP) is updated annually as required by the Revised Code of Washington (RCW). The TIP is adopted by Resolution after a public hearing at the local agency level and incorporated into regional and state TIPs. The TIP is primarily a financial planning document for projects competing for grants. Any project submitted for federal grant funding must be included in the local, regional, and state adopted TIPs. The TIP is a rolling plan showing various funding sources: grants, developer, and local funds. Projects “roll” as funds or stages occur (design report, final design, and construction).

Tukwila’s TIP and Capital Improvement Program (CIP) list many of the same transportation-related projects. The TIP generally lists only those transportation-related projects planned within the next six years that are deemed regionally significant or that have grant funding awarded or expected. The TIP is scheduled for adoption on July 6, 2020.

ANALYSIS

The attached spreadsheet is the “Draft” 2021 – 2026 TIP and was created by modifying the 2020 – 2025 TIP to add or remove projects and adjust project costs. No prioritization was assigned, and the list of projects is presented in alphabetical order. Prioritization of projects is reflected in the current CIP. One new project was added, and two projects were removed because they have either been completed or moved beyond the six-year time frame of the TIP. The South King County Regional TDM for Centers & Corridors was added to the State’s TIP earlier this year as required when state or federal grant monies are awarded. It is being added to the City’s TIP for this adoption cycle. The Boeing Access Road over Airport Way Bridge Seismic Retrofit has been removed as it is expected to be completed in 2020. The Strander Boulevard/SW 27th Street Phase III was included in the 2020 TIP as the TIP was adopted about the same time the City decided to cancel the project, therefore it is being removed from the 2021 – 2026 TIP.

New: South King County Regional TDM for Centers & Corridors

Deleted: *Completed:* Boeing Access Road over Airport Way Bridge Seismic Retrofit. *Moved to Beyond:* Strander Boulevard/SW 27th Street Phase III

FINANCIAL IMPACT

None.

RECOMMENDATION

Council is being asked to approve the Resolution for the 2021 – 2026 Six-Year Transportation Improvement Program and consider this item at the June 22, 2020 Committee of the Whole with a Public Hearing and subsequent July 6, 2020 Regular Meeting.

Attachments: Resolution
Draft 2021-2026 TIP Summary
2021 – 2026 “Draft” Transportation Improvement Program
Current Adopted 2020 – 2025 TIP

DRAFT

A RESOLUTION OF THE CITY COUNCIL OF THE CITY OF TUKWILA, WASHINGTON, ADOPTING A SIX-YEAR TRANSPORTATION IMPROVEMENT PROGRAM (2021-2026), AND DIRECTING THE SAME TO BE FILED WITH THE STATE SECRETARY OF TRANSPORTATION AND THE TRANSPORTATION IMPROVEMENT BOARD.

WHEREAS, pursuant to the requirements of RCW Chapters 35.77 and 47.26, the City Council of the City of Tukwila has previously adopted a Transportation Improvement Program and thereafter periodically modified said Transportation Improvement Program by resolution; and

WHEREAS, the City Council has reviewed the work accomplished under said program, determined current and future City street and arterial needs and, based upon these findings, has prepared a Six-Year Transportation Improvement Program for the ensuing six calendar years (2021-2026); and

WHEREAS, on June 22, 2020, a public hearing was held regarding the City's Six-Year Transportation Improvement Program;

NOW, THEREFORE, THE CITY COUNCIL OF THE CITY OF TUKWILA, WASHINGTON, HEREBY RESOLVES AS FOLLOWS:

Section 1. Program Adopted. A Six-Year Transportation Improvement Program for the calendar years 2021 to 2026, attached hereto as Exhibit A, is hereby adopted.

Section 2. Filing of Program. The City Clerk is hereby authorized and directed to file a copy of this resolution, together with the exhibit attached hereto, with the Secretary of Transportation and the Transportation Improvement Board of the State of Washington.

PASSED BY THE CITY COUNCIL OF THE CITY OF TUKWILA, WASHINGTON, at
a Regular Meeting thereof this _____ day of _____, 2020.

ATTEST/AUTHENTICATED:

Christy O'Flaherty, MMC, City Clerk

De'Sean Quinn, Council President

APPROVED AS TO FORM BY:

Filed with the City Clerk: _____
Passed by the City Council: _____
Resolution Number: _____

Office of the City Attorney

Exhibit A: City of Tukwila Six-Year Transportation Improvement Program for 2021 to 2026

DRAFT 2021 - 2026 TIP SUMMARY

May 20, 2020

DRAFT

2019-2024 CIP Sheet	PROJECT TITLE	Project Costs in Thousands of Dollars						FUNDING SOURCES					
		2021	2022	2023	2024	2025	2026	TOTAL	Federal	State/TIB	Developer	Unsecured	City
15	42nd Avenue S Bridge Replacement	500	1,734	280	9,460	9,459	0	21,433	17,000			17,000	4,433
4	46th Avenue Safe Routes to School	0	526	2,070	0	0	0	2,596		2,277		2,277	319
18	ADA Improvements	200	200	200	200	200	200	1,200				-	1,200
26	APE/Minkler Blvd Intersection	0	144	1,570	0	0	0	1,714				-	1,714
17	Annual Bridge Inspections and Repairs	335	335	405	405	450	450	2,380				-	2,380
16	Annual Overlay and Repair Program	1,850	1,850	1,950	2,050	2,050	2,050	11,800				-	11,800
-	BNSF Regional Center Access	0	0	0	0	0	100	100				-	100
25	Green River Trail	74	1,200	0	0	0	0	1,274		1,146		1,146	128
5	Macadam Road S Complete Streets Project	0	0	500	3,100	0	0	3,600		3,250		3,250	350
20	S 140th St Intersection Improvements	0	0	200	1,200	0	0	1,400				-	1,400
14	S 144th St Bridge Sidewalks	0	0	443	0	0	0	443	400			400	43
6	S 152nd Street Safe Routes to School	369	2,600	0	0	0	0	2,969	2,340			2,600	629
-	S. King Co. Regional TDM for Centers & Corridors	352	312	447	357	125	37	1,630	450	1,165	15	1,030	0
12	West Valley Highway	3,195	0	0	0	0	0	3,195		2,179		-	1,016
TOTAL		6,875	8,901	8,065	16,772	12,284	2,837	55,734	20,190	10,017	15	27,703	25,512

PROJECTS REVISED FROM 2020-2025 TIP

New

South King County Regional TDM for Centers & Corridors

Deleted/Completed:

BAR over Airport Wy Bridge Seismic Retrofit*

Deleted/Moved to Beyond:

Strander Blvd/SW 27th St Phase III

Six Year Transportation Improvement Program From 2021 to 2026

Agency: Tukwila
County: King
MPO/RTPO: PSRC

Y Inside

N Outside

Functional Class	Priority Number	A. PIN/Project No. C. Project Title D. Road Name or Number E. Begin & End Termini F. Project Description	B. STIP ID G. Structure ID	Hearing	Adopted	Amendment	Resolution No.	Improvement Type	Utility Codes	Total Length	Environmental Type	RW Required
05		42nd Ave S Bridge Replacement 42nd Ave S over he Duwamish River at the intersection with Interurban Ave S Interurban Ave S to Northern end of bridge Replace the existing 42nd Ave S steel truss bridge. The replacement would require preliminary engineer design, right-of-way, and construction phases. The new structure would meet current road and bridge design standards. The replacement structure configuration would be two through lanes, possibly a turn pocket, and include sidewalks.	TUK-62	06/22/20				11		0.100	DCE	Yes

Funding									
Status	Phase	Phase Start Year (YYYY)	Federal Fund Code	Federal Funds	State Fund Code	State Funds	Local Funds	Total Funds	Total Funds
S	PE	2021		0		0	500,000	500,000	500,000
P	PE	2022	STP	1,500,000		0	234,000	1,734,000	1,734,000
P	RW	2023		0		0	30,000	30,000	30,000
P	CN	2023		0		0	250,000	250,000	250,000
P	CN	2024	STP	3,000,000		0	468,200	3,468,200	3,468,200
P	CN	2024	BR	12,500,000		0	2,950,800	15,450,800	15,450,800
Totals				17,000,000		0	4,433,000	21,433,000	21,433,000

Expenditure Schedule					
Phase	1st	2nd	3rd	4th	5th & 6th
PE	500,000	1,734,000	0	0	0
RW	0	0	30,000	0	0
CN	0	0	250,000	9,460,000	9,459,000
Totals	500,000	1,734,000	280,000	9,460,000	9,459,000

Six Year Transportation Improvement Program From 2021 to 2026

Agency: Tukwila

County: King

MPO/RTPO: PSRC

Y Inside

N Outside

Functional Class	Priority Number	A. PIN/Project No. C. Project Title D. Road Name or Number E. Begin & End Termini F. Project Description	B. STIP ID G. Structure ID	Hearing	Adopted	Amendment	Resolution No.	Improvement Type	Utility Codes	Total Length	Environmental Type	RW Required
19		46th Avenue Safe Routes to School 46th Avenue S S 150th Street to S 144th Street Design and construct curb, gutter and sidewalk on the west side of 46th Avenue S, including curb bulb-out at the SE corner of 46th Avenue S/S 144th Street with raised crosswalk across S 144th Street with RRFB.	WA-11113	06/22/20				05		0.370		Yes

Funding		Status	Phase	Phase Start Year (YYYY)	Federal Fund Code	Federal Funds	State Fund Code	State Funds	Local Funds	Total Funds
	P	PE	2022			0	SRTS	180,000	90,000	270,000
	P	RW	2022			0	SRTS	232,000	24,000	256,000
	P	CN	2023			0	SRTS	1,865,000	205,000	2,070,000
		Totals				0		2,277,000	319,000	2,596,000

Expenditure Schedule		1st	2nd	3rd	4th	5th & 6th
Phase	PE	0	270,000	0	0	0
	RW	0	256,000	0	0	0
	CN	0	0	2,070,000	0	0
	Totals	0	526,000	2,070,000	0	0

Six Year Transportation Improvement Program From 2021 to 2026

Agency: Tukwila

County: King

MPO/RTPO: PSRC

Y Inside

N Outside

Functional Class	00	Priority Number		A. PIN/Project No. C. Project Title D. Road Name or Number E. Begin & End Termini F. Project Description	B. STIP ID G. Structure ID WA-05405	Hearing 06/22/20	Adopted	Amendment	Resolution No.	Improvement Type 06	Utility Codes	Total Length	Environmental Type	RW Required No
				Americans with Disabilities Act (ADA) Improvements Various locations to Design and construct ADA compliant upgrades to City infrastructure in conjunction with a City developed plan.										

Funding									
Status	Phase	Phase Start Year (YYYY)	Federal Fund Code	Federal Funds	State Fund Code	State Funds	Local Funds	Total Funds	Total Funds
S	ALL	2021		0		0	1,200,000	1,200,000	1,200,000
			Totals	0		0	1,200,000	1,200,000	1,200,000

Expenditure Schedule					
Phase	1st	2nd	3rd	4th	5th & 6th
ALL	200,000	200,000		200,000	400,000
Totals	200,000	200,000		200,000	400,000

Six Year Transportation Improvement Program From 2021 to 2026

Agency: Tukwila

County: King

MPO/RTPO: PSRC

Y Inside

N Outside

Functional Class	Priority Number	A. PIN/Project No. C. Project Title D. Road Name or Number E. Begin & End Termini F. Project Description	B. STIP ID G. Structure ID	Hearing	Adopted	Amendment	Resolution No.	Improvement Type	Utility Codes	Total Length	Environmental Type	RW Required
16		Andover Park E/Minkler Blvd Intersection Andover Park E Minkler Blvd to Construct left turn lanes on Andover Park East and reconstruct traffic signal	WA-07746	06/22/20				03	C G O P S T W			No

Funding										
Status	Phase	Phase Start Year (YYYY)	Federal Fund Code	Federal Funds	State Fund Code	State Funds	Local Funds	Total Funds		
P	PE	2022		0		0	134,000	134,000		134,000
P	RW	2022		0		0	10,000	10,000		10,000
P	CN	2023		0		0	1,570,000	1,570,000		1,570,000
Totals				0		0	1,714,000	1,714,000		1,714,000

Expenditure Schedule						
Phase	1st	2nd	3rd	4th	5th & 6th	
PE	0	134,000	0	0	0	0
RW	0	10,000	0	0	0	0
CN	0	0	1,570,000	0	0	0
Totals	0	144,000	1,570,000	0	0	0

Six Year Transportation Improvement Program From 2021 to 2026

Agency: Tukwila

County: King

MPO/RTPO: PSRC

Y Inside

N Outside

Functional Class	14	Priority Number		A. PIN/Project No. C. Project Title D. Road Name or Number E. Begin & End Termini F. Project Description	B. STIP ID G. Structure ID WA-03731	Hearing 06/22/20	Adopted	Amendment	Resolution No.	Improvement Type 06	Utility Codes	Total Length	Environmental Type	RW Required No
				Annual Bridge Inspections and Repairs Various City Street to Perform load ratings and bi-annual inspections as well as construct necessary repairs and maintenance										

Funding									
Status	Phase	Phase Start Year (YYYY)	Federal Fund Code	Federal Funds	State Fund Code	State Funds	Local Funds	Total Funds	Total Funds
S	ALL	2021		0		0	2,380,000	2,380,000	2,380,000
			Totals	0		0	2,380,000	2,380,000	2,380,000

Expenditure Schedule					
Phase	1st	2nd	3rd	4th	5th & 6th
ALL	335,000	335,000	405,000	405,000	900,000
Totals	335,000	335,000	405,000	405,000	900,000

Six Year Transportation Improvement Program From 2021 to 2026

Agency: Tukwila

County: King

MPO/RTPO: PSRC

Y Inside

N Outside

Functional Class	Priority Number	A. PIN/Project No. C. Project Title D. Road Name or Number E. Begin & End Termini F. Project Description	B. STIP ID G. Structure ID	Hearing	Adopted	Amendment	Resolution No.	Improvement Type	Utility Codes	Total Length	Environmental Type	RW Required
16		Annual Overlay and Repair Program Various City Streets to Repair, rehabilitate, and overlay City streets as needed in an annual program	WA-03733	06/22/20				06	C G O P S T W			No

Funding							
Status	Phase	Phase Start Year (YYYY)	Federal Fund Code	Federal Funds	State Funds	Local Funds	Total Funds
S	ALL	2021		0	0	11,800,000	11,800,000
Totals				0	0	11,800,000	11,800,000

Expenditure Schedule					
Phase	1st	2nd	3rd	4th	5th & 6th
ALL	1,850,000	1,850,000	1,950,000	2,050,000	4,100,000
Totals	1,850,000	1,850,000	1,950,000	2,050,000	4,100,000

Six Year Transportation Improvement Program From 2021 to 2026

Agency: Tukwila

County: King

MPO/RTPO: PSRC

Y Inside

N Outside

Functional Class	00	Priority Number		A. PIN/Project No. C. Project Title D. Road Name or Number E. Begin & End Termini F. Project Description	B. STIP ID G. Structure ID WA05409	Hearing 06/22/20	Adopted	Amendment	Resolution No.	Improvement Type 08	Utility Codes	Total Length	Environmental Type EIS	RW Required No
				BNSF Regional Center Access New Facility to Construct a new access to the BNSF Regional Distribution Center, relocating the 900+ daily truck trips from residential streets in Allentown.										

Funding						
Status	Phase	Phase Start Year (YYYY)	Federal Fund Code	Federal Funds	State Funds	Total Funds
P	PE	2026		0	0	100,000
Totals				0	0	100,000

Expenditure Schedule					
Phase	1st	2nd	3rd	4th	5th & 6th
PE	0	0	0	0	100,000
Totals	0	0	0	0	100,000

Six Year Transportation Improvement Program From 2021 to 2026

Agency: Tukwila

County: King

MPO/RTPO: PSRC

Y Inside

N Outside

Functional Class	Priority Number	A. PIN/Project No. C. Project Title D. Road Name or Number E. Begin & End Termini F. Project Description	B. STIP ID G. Structure ID	Hearing	Adopted	Amendment	Resolution No.	Improvement Type	Utility Codes	Total Length	Environmental Type	RW Required
00		Green River Trail Green River Trail Christensen Road to Green River Replace the existing 8-foot wide Green River Trail with 12-foot wide concrete paved trail with 2-foot gravel shoulders, including illumination, CCTV, wayfinding, and pedestrian plaza.	WA-11115	06/22/20				28		0.140	DCE	No

Funding		Status	Phase	Phase Start Year (YYYY)	Federal Fund Code	Federal Funds	State Fund Code	State Funds	Local Funds	Total Funds
	P	ALL	2022			0	Ped/Bike Program	1,146,000	128,000	1,274,000
		Totals				0		1,146,000	128,000	1,274,000

Expenditure Schedule		1st	2nd	3rd	4th	5th & 6th
Phase	ALL	74,000	1,200,000	0	0	0
	Totals	74,000	1,200,000	0	0	0

Six Year Transportation Improvement Program From 2021 to 2026

Agency: Tukwila

County: King

MPO/RTPO: PSRC

Y Inside

N Outside

Functional Class	17	Priority Number		A. PIN/Project No. C. Project Title D. Road Name or Number E. Begin & End Termini F. Project Description	B. STIP ID G. Structure ID WA-11110	Hearing 06/22/20	Adopted	Amendment	Resolution No.	Improvement Type 04	Utility Codes	Total Length 0.350	Environmental Type DCE	RW Required No
				Macadam Rd S Complete Streets Project Macadam Road S 150th Street to S 144th Street Design and construction of a complete street on Macadam Road. Road widening and rechannelization to add 5-foot bike lanes and 5-foot sidewalks on both sides of the roadway. Includes illumination, curb, and storm drainage.										

Funding		Status	Phase	Phase Start Year (YYYY)	Federal Fund Code	Federal Funds	State Fund Code	State Funds	Local Funds	Total Funds
	P	PE	2022		0	Ped/Bike Program		360,000	40,000	400,000
	P	RW	2022		0	Ped/Bike Program		90,000	10,000	100,000
	P	CN	2023		0	Ped/Bike Program		2,800,000	300,000	3,100,000
		Totals			0			3,250,000	350,000	3,600,000

Expenditure Schedule		1st	2nd	3rd	4th	5th & 6th
Phase						
PE	0	0	400,000	0	0	0
RW	0	0	100,000	0	0	0
CN	0	0	0	3,100,000	0	0
Totals	0	0	500,000	0	3,100,000	0

Six Year Transportation Improvement Program From 2021 to 2026

Agency: Tukwila

County: King

MPO/RTPO: PSRC

Y Inside

N Outside

Functional Class	Priority Number	A. PIN/Project No. C. Project Title D. Road Name or Number E. Begin & End Termini F. Project Description	B. STIP ID G. Structure ID	Hearing	Adopted	Amendment	Resolution No.	Improvement Type	Utility Codes	Total Length	Environmental Type	RW Required
14		S 140th St Intersection Improvements S 140th Street Tukwila International Blvd to Design and construct a new traffic signal at the S 140th Street/Tukwila International Blvd intersection	WA-09873	06/22/20				04	C G P S T W	0.100	DCE	Yes

Funding										
Status	Phase	Phase Start Year (YYYY)	Federal Fund Code	Federal Funds	State Fund Code	State Funds	Local Funds	Total Funds		
P	PE	2023		0		0	150,000	150,000		
P	RW	2023		0		0	50,000	50,000		
P	CN	2024		0		0	1,200,000	1,200,000		
Totals				0		0	1,400,000	1,400,000		

Expenditure Schedule					
Phase	1st	2nd	3rd	4th	5th & 6th
PE	0	0	150,000	0	0
RW	0	0	50,000	0	0
CN	0	0	0	1,200,000	0
Totals	0	0	200,000	1,200,000	0

Six Year Transportation Improvement Program From 2021 to 2026

Agency: Tukwila
County: King
MPO/RTPO: PSRC

Y Inside

N Outside

Functional Class	Priority Number	A. PIN/Project No. C. Project Title D. Road Name or Number E. Begin & End Termini F. Project Description	B. STIP ID G. Structure ID	Hearing	Adopted	Amendment	Resolution No.	Improvement Type	Utility Codes	Total Length	Environmental Type	RW Required
17		S 144th St Bridge Sidewalks S 144th Street 51st Ave S to 53rd Ave S Widen existing sidewalks on bridge over I-5 between 51st Ave S and 53rd Ave S	WA03782	06/22/20				28		0.250		No

Funding										
Status	Phase	Phase Start Year (YYYY)	Federal Fund Code	Federal Funds	State Fund Code	State Funds	Local Funds	Total Funds		
P	PE	2023	SRTS	400,000		0	43,000	443,000		
Totals				400,000		0	43,000	443,000		

Expenditure Schedule					
Phase	1st	2nd	3rd	4th	5th & 6th
PE	0	0	443,000	0	0
Totals	0	0	443,000	0	0

Six Year Transportation Improvement Program From 2021 to 2026

Agency: Tukwila

County: King

MPO/RTPO: PSRC


Y Inside

N Outside

Functional Class	Priority Number	A. PIN/Project No. C. Project Title D. Road Name or Number E. Begin & End Termini F. Project Description	B. STIP ID G. Structure ID	Hearing	Adopted	Amendment	Resolution No.	Improvement Type	Utility Codes	Total Length	Environmental Type	RW Required
19		S 152nd Street Safe Routes to School S 152nd Street Tukwila International Blvd to 42nd Avenue S Design and construct curb, gutter and sidewalks on both sides including widening pavement width by 3 feet to construct on-street parking lane on north side of street.	WA-11112	06/22/20	06/17/19		1961	05		0.300		No

Funding								
Status	Phase	Phase Start Year (YYYY)	Federal Fund Code	Federal Funds	State Fund Code	State Funds	Local Funds	Total Funds
S	PE	2021		0		0	369,000	369,000
P	CN	2022		0	SRTS	2,340,000	260,000	2,600,000
Totals				0		2,340,000	629,000	2,969,000

Expenditure Schedule					
Phase	1st	2nd	3rd	4th	5th & 6th
PE	369,000	0	0	0	0
CN	0	2,600,000	0	0	0
Totals	369,000	2,600,000	0	0	0



Six Year Transportation Improvement Program From 2021 to 2026

Agency: Tukwila
 County: King
 MPO/RTPO: PSRC

Y Inside

N Outside

Functional Class	00	Priority Number		A. PIN/Project No. C. Project Title D. Road Name or Number E. Begin & End Termini F. Project Description	B. STIP ID G. Structure ID	Hearing	Adopted	Amendment	Resolution No.	Improvement Type	Utility Codes	Total Length	Environmental Type	RW Required
				South King County Regional TDM for Centers and Corridors South King County Various to Various The project will focus on providing TDM services at selected activity centers (e.g. business parks, commercial and residential multi-tenant buildings, educational institutions) and/or congested corridors in Tukwila, Renton, SeaTac, and Kent to reduce drive alone travel and traffic congestion in south King County. A key strategy will include the development of partnerships with embedded organizations in the communities we are serving to facilitate more effective outreach and improve long-term program outcomes.	TUK-63	06/22/20				24		0.000		No

Funding		Status	Phase	Phase Start Year (YYYY)	Federal Fund Code	Federal Funds	State Fund Code	State Funds	Local Funds	Total Funds
	S	ALL	2021		0	132,750	OTHER	15,000		147,750
	P	ALL	2021	CMAQ	450,000	1,029,860	OTHER	0		1,479,860
		Totals			450,000	1,162,610		15,000		1,627,610

Expenditure Schedule		Phase	1st	2nd	3rd	4th	5th & 6th
	ALL		352,100	312,100	444,600	357,100	161,700
	Totals		352,100	312,100	444,600	357,100	161,700

Six Year Transportation Improvement Program From 2021 to 2026

Agency: Tukwila

County: King

MPO/RTPO: PSRC

Y Inside

N Outside

Functional Class	14	Priority Number		A. PIN/Project No. C. Project Title D. Road Name or Number E. Begin & End Termini F. Project Description	B. STIP ID G. Structure ID	Hearing	Adopted	Amendment	Resolution No.	Improvement Type	Utility Codes	Total Length	Environmental Type	RW Required
				West Valley Highway/Longacres Way Shared Use Pathways SR 181 & Longacres Way W end of planned Green River Bridge to Longacres Way Improvements will be completed on SR 181 from the west end of the planned Green River non-motorized Bridge to Longacres Way, including a 12-14 ft. separated shared use path with a 5 ft. landscaped buffer strip on the west side of the highway. Design-only will be completed for future improvements on Longacres Way between SR 181 to the Tukwila Sound Transit Link Station.	TUK-60	06/22/20				28		0.170	DCE	No

Funding		Status	Phase	Phase Start Year (YYYY)	Federal Fund Code	Federal Funds	State Fund Code	State Funds	Local Funds	Total Funds
	S	CN		2021		0	TIB	2,179,000	1,016,000	3,195,000
					Totals	0		2,179,000	1,016,000	3,195,000

Expenditure Schedule		Phase	1st	2nd	3rd	4th	5th & 6th
	CN		3,195,000	0	0	0	0
		Totals	3,195,000	0	0	0	0

Grand Totals for Tukwila		Federal Funds	State Funds	Local Funds	Total Funds
		17,850,000	12,354,610	25,527,000	55,731,610

Six Year Transportation Improvement Program From 2020 to 2025

Agency: Tukwila
County: King
MPO/RTPO: PSRC

Y Inside

N Outside

Functional Class	05	Priority Number		A. PIN/Project No. C. Project Title D. Road Name or Number E. Begin & End Termini F. Project Description	B. STIP ID G. Structure ID	Hearing	Adopted	Amendment	Resolution No.	Improvement Type	Utility Codes	Total Length	Environmental Type	RW Required
				42nd Ave S Bridge Replacement 42nd Ave S over the Duwamish River at the intersection with Interurban Ave S Interurban Ave S to Northern end of bridge Replace the existing 42nd Ave S steel truss bridge. The replacement would require preliminary engineer design, right-of-way, and construction phases. The new structure would meet current road and bridge design standards. The replacement structure configuration would be two through lanes, possibly a turn pocket, and include sidewalks.	TUK-62					11		0.100	DCE	Yes

Funding		Status	Phase	Phase Start Year (YYYY)	Federal Fund Code	Federal Funds	State Fund Code	State Funds	Local Funds	Total Funds
	S	PE	2020			0		0	1,600,000	1,600,000
				Totals		0		0	1,600,000	1,600,000

Expenditure Schedule		1st	2nd	3rd	4th	5th & 6th
Phase	ALL	1,600,000	0	0	0	0
	Totals	1,600,000	0	0	0	0

Six Year Transportation Improvement Program From 2020 to 2025

Agency: Tukwila

County: King

MPO/RTPO: PSRC

Y Inside

N Outside

Functional Class	Priority Number	A. PIN/Project No. C. Project Title D. Road Name or Number E. Begin & End Termini F. Project Description	B. STIP ID G. Structure ID	Hearing	Adopted	Amendment	Resolution No.	Improvement Type	Utility Codes	Total Length	Environmental Type	RW Required
19		46th Avenue Safe Routes to School 46th Avenue S S 150th Street to S 144th Street Design and construct curb, gutter and sidewalk on the west side of 46th Avenue S, including curb bulb-out at the SE corner of 46th Avenue S/S 144th Street with raised crosswalk across S 144th Street with RRFB.	WA-11113	06/10/19	06/17/19		1961	05		0.370		Yes

Funding		Status	Phase	Phase Start Year (YYYY)	Federal Fund Code	Federal Funds	State Fund Code	State Funds	Local Funds	Total Funds
P	PE	2021			SRTS	0		180,000	0	180,000
P	RW	2021			SRTS	0		232,000	0	232,000
P	CN	2022			SRTS	0		2,125,000	0	2,125,000
		Totals				0		2,537,000	0	2,537,000

Expenditure Schedule		1st	2nd	3rd	4th	5th & 6th
Phase						
PE	0	180,000	0	0	0	0
RW	0	232,000	0	0	0	0
CN	0	0	2,125,000	0	0	0
Totals	0	412,000	2,125,000	0	0	0

Six Year Transportation Improvement Program From 2020 to 2025

Agency: Tukwila

County: King

MPO/RTPO: PSRC

Y Inside

N Outside

Functional Class	00	Priority Number		A. PIN/Project No. C. Project Title D. Road Name or Number E. Begin & End Termini F. Project Description	B. STIP ID G. Structure ID WA-05405	Hearing 06/10/19	Adopted 06/17/19	Amendment	Resolution No. 1961	Improvement Type 06	Utility Codes	Total Length	Environmental Type	RW Required No
				Americans with Disabilities Act (ADA) Improvements Various locations to Design and construct ADA compliant upgrades to City infrastructure in conjunction with a City developed plan.										

Funding								
Status	Phase	Phase Start Year (YYYY)	Federal Fund Code	Federal Funds	State Fund Code	State Funds	Local Funds	Total Funds
S	ALL	2020		0		0	1,050,000	1,050,000
			Totals	0		0	1,050,000	1,050,000

Expenditure Schedule					
Phase	1st	2nd	3rd	4th	5th & 6th
ALL	50,000	200,000	200,000	200,000	400,000
Totals	50,000	200,000	200,000	200,000	400,000

Six Year Transportation Improvement Program From 2020 to 2025

Agency: Tukwila
County: King
MPO/RTPO: PSRC

Y Inside

N Outside

Functional Class	Priority Number	A. PIN/Project No. C. Project Title D. Road Name or Number E. Begin & End Termini F. Project Description	B. STIP ID G. Structure ID	Hearing	Adopted	Amendment	Resolution No.	Improvement Type	Utility Codes	Total Length	Environmental Type	RW Required
16		Andover Park E/Minkler Blvd Intersection Andover Park E Minkler Blvd to Construct left turn lanes on Andover Park East and reconstruct traffic signal	WA-07746	06/10/19	06/17/19		1961	03	C G O P S T W			No

Funding										
Status	Phase	Phase Start Year (YYYY)	Federal Fund Code	Federal Funds	State Fund Code	State Funds	Local Funds	Total Funds	Total Funds	Total Funds
P	PE	2022		0		0	134,000	134,000	134,000	134,000
P	RW	2022		0		0	10,000	10,000	10,000	10,000
P	CN	2023		0		0	1,570,000	1,570,000	1,570,000	1,570,000
Totals				0		0	1,714,000	1,714,000	1,714,000	1,714,000

Expenditure Schedule						
Phase	1st	2nd	3rd	4th	5th & 6th	Totals
PE	134,000	0	0	0	0	134,000
RW	10,000	0	0	0	0	10,000
CN	0	1,570,000	0	0	0	1,570,000
Totals	144,000	1,570,000	0	0	0	1,714,000

Six Year Transportation Improvement Program From 2020 to 2025

Agency: Tukwila

County: King

MPO/RTPO: PSRC

Y Inside

N Outside

Functional Class	14	Priority Number		A. PIN/Project No. C. Project Title D. Road Name or Number E. Begin & End Termini F. Project Description	B. STIP ID G. Structure ID WA-03731	Hearing 06/10/19	Adopted 06/17/19	Amendment	Resolution No. 1961	Improvement Type 06	Utility Codes	Total Length	Environmental Type	RW Required No
				Annual Bridge Inspections and Repairs Various City Street to Perform load ratings and bi-annual inspections as well as construct necessary repairs and maintenance										

Funding								
Status	Phase	Phase Start Year (YYYY)	Federal Fund Code	Federal Funds	State Fund Code	State Funds	Local Funds	Total Funds
S	ALL	2020		0		0	2,495,000	2,495,000
			Totals	0		0	2,495,000	2,495,000

Expenditure Schedule					
Phase	1st	2nd	3rd	4th	5th & 6th
ALL	335,000	405,000	405,000	405,000	900,000
Totals	335,000	405,000	405,000	405,000	900,000

Six Year Transportation Improvement Program From 2020 to 2025

Agency: Tukwila

County: King

MPO/RTPO: PSRC

Y Inside

N Outside

Functional Class	16	Priority Number		A. PIN/Project No. C. Project Title D. Road Name or Number E. Begin & End Termini F. Project Description	B. STIP ID G. Structure ID WA-03733	Hearing 06/10/19	Adopted 06/17/19	Amendment	Resolution No. 1961	Improvement Type 06	Utility Codes C G O P S T W	Total Length	Environmental Type	RW Required No
				Annual Overlay and Repair Program Various City Streets to Repair, rehabilitate, and overlay City streets as needed in an annual program										

Funding								
Status	Phase	Phase Start Year (YYYY)	Federal Fund Code	Federal Funds	State Fund Code	State Funds	Local Funds	Total Funds
S	ALL	2020		0		0	8,400,000	8,400,000
Totals				0		0	8,400,000	8,400,000

Expenditure Schedule					
Phase	1st	2nd	3rd	4th	5th & 6th
ALL	1,400,000	1,400,000	1,400,000	1,400,000	2,800,000
Totals	1,400,000	1,400,000	1,400,000	1,400,000	2,800,000

Six Year Transportation Improvement Program From 2020 to 2025

Agency: Tukwila

County: King

MPO/RTPO: PSRC

Y Inside

N Outside

Functional Class	00	Priority Number		A. PIN/Project No. C. Project Title D. Road Name or Number E. Begin & End Termini F. Project Description	B. STIP ID G. Structure ID WA05409	Hearing 06/10/19	Adopted 06/17/19	Amendment	Resolution No. 1961	Improvement Type 08	Utility Codes	Total Length	Environmental Type EIS	RW Required No
				BNSF Regional Center Access New Facility to Construct a new access to the BNSF Regional Distribution Center, relocating the 900+ daily truck trips from residential streets in Allentown.										

Funding								
Status	Phase	Phase Start Year (YYYY)	Federal Fund Code	Federal Funds	State Fund Code	State Funds	Local Funds	Total Funds
P	PE	2023		0		0	100,000	100,000
Totals				0		0	100,000	100,000

Expenditure Schedule					
Phase	1st	2nd	3rd	4th	5th & 6th
PE	0			100,000	0
Totals	0		0	100,000	0

Six Year Transportation Improvement Program From 2020 to 2025

Agency: Tukwila

County: King

MPO/RTPO: PSRC

Y Inside

N Outside

Functional Class	Priority Number	A. PIN/Project No. C. Project Title D. Road Name or Number E. Begin & End Termini F. Project Description	B. STIP ID G. Structure ID	Hearing	Adopted	Amendment	Resolution No.	Improvement Type	Utility Codes	Total Length	Environmental Type	RW Required
00		Green River Trail Green River Trail Christensen Road to Green River Replace the existing 8-foot wide Green River Trail with 12-foot wide concrete paved trail with 2-foot gravel shoulders, including illumination, CCTV, wayfinding, and pedestrian plaza.	WA-11115	06/10/19	06/17/19		1961	28		0.140	DCE	No

Funding		Status	Phase	Phase Start Year (YYYY)	Federal Fund Code	Federal Funds	State Fund Code	State Funds	Local Funds	Total Funds
	P	ALL		2022	STP(E)	896,000		0	140,000	1,036,000
					Totals	896,000		0	140,000	1,036,000

Expenditure Schedule		1st	2nd	3rd	4th	5th & 6th
Phase	ALL	0	74,000	962,000	0	0
	Totals	0	74,000	962,000	0	0

Six Year Transportation Improvement Program From 2020 to 2025

Agency: Tukwila

County: King

MPO/RTPO: PSRC

Y Inside

N Outside

Functional Class	Priority Number	A. PIN/Project No. C. Project Title D. Road Name or Number E. Begin & End Termini F. Project Description	B. STIP ID G. Structure ID	Hearing	Adopted	Amendment	Resolution No.	Improvement Type	Utility Codes	Total Length	Environmental Type	RW Required
17		Macadam Rd S Complete Streets Project Macadam Road S 150th Street to S 144th Street Design and construction of a complete street on Macadam Road. Road widening and rechannelization to add 5-foot bike lanes and 5-foot sidewalks on both sides of the roadway. Includes illumination, curb, and storm drainage.	WA-11110	06/10/19	06/17/19		1961	04		0.350	DCE	No

Funding		Status	Phase	Phase Start Year (YYYY)	Federal Fund Code	Federal Funds	State Fund Code	State Funds	Local Funds	Total Funds
P	PE	2022			0	Ped/Bike Program		397,000	0	397,000
P	RW	2022			0	Ped/Bike Program		100,000	0	100,000
P	CN	2023			0	Ped/Bike Program		2,273,000	460,000	2,733,000
Totals					0			2,770,000	460,000	3,230,000

Expenditure Schedule		Phase	1st	2nd	3rd	4th	5th & 6th
PE		0	0	397,000	0	0	0
RW		0	0	100,000	0	0	0
CN		0	0	0	2,733,000	0	0
Totals		0	0	497,000	0	2,733,000	0

Six Year Transportation Improvement Program From 2020 to 2025

Agency: Tukwila

County: King

MPO/RTPO: PSRC

Y Inside

N Outside

Functional Class	Priority Number	A. PIN/Project No. C. Project Title D. Road Name or Number E. Begin & End Termini F. Project Description	B. STIP ID G. Structure ID	Hearing	Adopted	Amendment	Resolution No.	Improvement Type	Utility Codes	Total Length	Environmental Type	RW Required
14		S 140th St Intersection Improvements S 140th Street Tukwila International Blvd to Design and construct a new traffic signal at the S 140th Street/Tukwila International Blvd intersection	WA-09873	06/10/19	06/17/19		1961	04	C G P S T W	0.100	DCE	Yes

Funding										
Status	Phase	Phase Start Year (YYYY)	Federal Fund Code	Federal Funds	State Fund Code	State Funds	Local Funds	Total Funds		
P	PE	2021		0	Ped/Bike Program	67,000	8,000	75,000		
P	RW	2021		0	Ped/Bike Program	40,000	10,000	50,000		
P	CN	2022		0	Ped/Bike Program	568,000	57,000	625,000		
Totals				0		675,000	75,000	750,000		

Expenditure Schedule						
Phase	1st	2nd	3rd	4th	5th & 6th	
PE	0	75,000	0	0	0	0
RW	0	50,000	0	0	0	0
CN	0	0	625,000	0	0	0
Totals	0	125,000	625,000	0	0	0

Six Year Transportation Improvement Program From 2020 to 2025

Agency: Tukwila

County: King

MPO/RTPO: PSRC

Y Inside

N Outside

Functional Class	Priority Number	A. PIN/Project No. C. Project Title D. Road Name or Number E. Begin & End Termini F. Project Description	B. STIP ID G. Structure ID	Hearing	Adopted	Amendment	Resolution No.	Improvement Type	Utility Codes	Total Length	Environmental Type	RW Required
17		S 144th St Bridge Sidewalks S 144th Street 51st Ave S to 53rd Ave S Widen existing sidewalks on bridge over I-5 between 51st Ave S and 53rd Ave S	WA03782	06/10/19	06/17/19		1961	28		0.250		No

Funding							
Status	Phase	Phase Start Year (YYYY)	Federal Fund Code	Federal Funds	State Funds	Local Funds	Total Funds
P	PE	2022	SRTS	443,000	0	0	443,000
Totals				443,000	0	0	443,000

Expenditure Schedule					
Phase	1st	2nd	3rd	4th	5th & 6th
PE	0	0	216,000	227,000	0
Totals	0	0	216,000	227,000	0

Six Year Transportation Improvement Program From 2020 to 2025

Agency: Tukwila
County: King
MPO/RTPO: PSRC

Y Inside

N Outside

Functional Class	Priority Number	A. PIN/Project No. C. Project Title D. Road Name or Number E. Begin & End Termini F. Project Description	B. STIP ID G. Structure ID	Hearing	Adopted	Amendment	Resolution No.	Improvement Type	Utility Codes	Total Length	Environmental Type	RW Required
19		S 152nd Street Safe Routes to School S 152nd Street Tukwila International Blvd to 42nd Avenue S Design and construct curb, gutter and sidewalks on both sides including widening pavement width by 3 feet to construct on-street parking lane on north side of street.	WA-11112	06/10/19	06/17/19		1961	05		0.300		No

Funding		Status	Phase	Phase Start Year (YYYY)	Federal Fund Code	Federal Funds	State Fund Code	State Funds	Local Funds	Total Funds
	P	PE	2022			0	SRTS	243,000	0	243,000
	P	CN	2023			0	SRTS	2,584,000	0	2,584,000
				Totals		0		2,827,000	0	2,827,000

Expenditure Schedule		1st	2nd	3rd	4th	5th & 6th
Phase						
PE	0			243,000	0	0
CN	0			0	2,584,000	0
Totals	0			243,000	2,584,000	0

Six Year Transportation Improvement Program From 2020 to 2025

Agency: Tukwila

County: King

MPO/RTPO: PSRC

Y Inside

N Outside

Functional Class	03	Priority Number		A. PIN/Project No. C. Project Title D. Road Name or Number E. Begin & End Termini F. Project Description	B. STIP ID G. Structure ID	Hearing	Adopted	Amendment	Resolution No.	Improvement Type	Utility Codes	Total Length	Environmental Type	RW Required
				/ 1380(004) S Bar/Airport Way S Boeing Access Road over Airport Way S Airport Way S to Airport Way S Install seismic protection on the structure.	TUK-61					06		0.050	CE	No

Funding							
Status	Phase	Phase Start Year (YYYY)	Federal Fund Code	Federal Funds	State Funds	Local Funds	Total Funds
S	CN	2020	STP(BR)	2,613,855	0	0	2,613,855
Totals				2,613,855	0	0	2,613,855

Expenditure Schedule					
Phase	1st	2nd	3rd	4th	5th & 6th
ALL	2,613,855	0	0	0	0
Totals	2,613,855	0	0	0	0



Six Year Transportation Improvement Program From 2020 to 2025

Agency: Tukwila

County: King

MPO/RTPO: PSRC

Y Inside

N Outside

Functional Class	16	Priority Number		A. PIN/Project No. C. Project Title D. Road Name or Number E. Begin & End Termini F. Project Description	B. STIP ID G. Structure ID	Hearing	Adopted	Amendment	Resolution No.	Improvement Type	Utility Codes	Total Length	Environmental Type	RW Required
				/ 1276(007) Strander Blvd./SW 27th St Extension Strander Blvd./SW 27th St Extension West Valley Highway to Naches Ave This project is Phase 3 of a multi-phase improvement that will connect Strander Blvd./SW 27th St between West Valley Hwy in Tukwila and Oakesdale Ave in Renton. This project will complete the design, right-of-way and construction phases for the roadway segment between West Valley Hwy and Naches Ave. Project components include a railroad bridge for the Union Pacific RR to provide grade separation, a new 4/5 lane roadway segment east of West Valley Hwy, roadway widening of two lanes for a portion of the project segment, a separated joint-use trail, a new trail bridge for the Interurban Trail (including new trail connections to Strander Blvd.), a new flyover bridge connection to the Tukwila Station, a new traffic signal serving the Tukwila Station, and storm drainage facilities. Current funding will complete the preliminary engineering and right of way phases. Construction will be funded as part of a future phase.	TUK-59	06/10/19	06/17/19		1961	01		0.300	DCE	Yes

Funding							
Status	Phase	Phase Start Year (YYYY)	Federal Fund Code	Federal Funds	State Funds	Local Funds	Total Funds
S	PE	2020	STP	1,730,000	0	270,000	2,000,000
S	RW	2020	STP(UL)	1,487,000	0	233,000	1,720,000
S	CN	2021	FMSIB	5,000,000	0	0	5,000,000
S	CN	2021	Discretionary	5,000,000	0	0	5,000,000
P	CN	2021	STP	4,760,000	12,000,000	0	16,760,000
P	CN	2021	TIGER	25,000,000	24,518,000	0	49,518,000
Totals				42,977,000	36,518,000	503,000	79,998,000

Six Year Transportation Improvement Program From 2020 to 2025

Agency: Tukwila
County: King
MPO/RTPO: PSRC

Y Inside

N Outside

Expenditure Schedule					
Phase	1st	2nd	3rd	4th	5th & 6th
PE	2,000,000	0	0	0	0
RW	1,720,000	0	0	0	0
CN	0	38,389,000	37,889,000	0	0
Totals	3,720,000	38,389,000	37,889,000	0	0

DRAFT

Six Year Transportation Improvement Program From 2020 to 2025

Agency: Tukwila

County: King

MPO/RTPO: PSRC

Y Inside

N Outside

Functional Class	14	Priority Number		A. PIN/Project No. C. Project Title D. Road Name or Number E. Begin & End Termini F. Project Description	B. STIP ID G. Structure ID	Hearing	Adopted	Amendment	Resolution No.	Improvement Type	Utility Codes	Total Length	Environmental Type	RW Required
				West Valley Highway/Longacres Way Shared Use Pathways SR 181 & Longacres Way W end of planned Green River Bridge to Longacres Way Improvements will be completed on SR 181 from the west end of the planned Green River non-motorized Bridge to Longacres Way, including a 12-14 ft. separated shared use path with a 5 ft. landscaped buffer strip on the west side of the highway. Design-only will be completed for future improvements on Longacres Way between SR 181 to the Tukwila Sound Transit Link Station.	TUK-60	06/10/19	06/17/19		1961	28		0.170	DCE	No

Funding		Status	Phase	Phase Start Year (YYYY)	Federal Fund Code	Federal Funds	State Fund Code	State Funds	Local Funds	Total Funds
	S	PE		2020		0	TIB	50,000	50,000	100,000
	S	CN		2020	CMAQ	441,000	TIB	2,276,000	728,000	3,445,000
		Totals				441,000		2,326,000	778,000	3,545,000

Expenditure Schedule		Phase	1st	2nd	3rd	4th	5th & 6th
	PE		100,000				0
	CN		3,445,000				0
	Totals		3,545,000				0

Grand Totals for Tukwila		Federal Funds	State Funds	Local Funds	Total Funds
		47,370,855	47,653,000	17,315,000	112,338,855



INFORMATIONAL MEMORANDUM

TO: **Transportation and Infrastructure Committee**
 FROM: **Henry Hash, Public Works Director**
Vicky Carlsen, Finance Director
 BY: **Cyndy Knighton, Senior Program Manager**
Scott Bates, Program Manager
 CC: **Mayor Ekberg**
 DATE: **May 29, 2020**
 SUBJECT: **2020 Annual Overlay and Repair Program**
Project No. 92010401 - Options for Partial Funding

ISSUE

Discussion on potential overlay options for 2020.

BACKGROUND

Every year road segments are identified for possible inclusion in the City’s annual Overlay Program. Tukwila uses a pavement management system (PMS) to rate the condition of the pavement, which is the first step in identifying street segments for overlay. Using the pavement scores created in the PMS, staff considers the pavement condition and preliminary cost to overlay, and frequency of ongoing maintenance needs to develop a “long list” of potential projects for the next overlay cycle. Design of the “long list” of selected projects is brought to 50% and, at that point, selection of the final list is generally made based on funding availability for the highest priority segments. This year was no exception to the standard process. Ten locations were fully designed, and the attached Engineer’s Estimate was developed.

The COVID-19 Pandemic has impacted the City’s finances and many programs and projects are being reduced or eliminated in 2020 to mitigate the City’s revenue losses. Construction of the 2020 Annual Overlay and Repair Program has currently been suspended. At the May 18, 2020 Transportation and Infrastructure Committee (TIC) meeting, members requested staff develop options in the event that partial funding became available.

DISCUSSION AND FINANCIAL IMPACT

Potential project savings identified in the table below could be reallocated for use in a truncated 2020 Overlay and Repair Program. Sites F and G on the Engineer’s Estimate attachment are recommended by staff for construction, should funds be allocated. Both 54th Avenue S and S 158th Street are in immediate need of overlay restoration and service a high amount of traffic. The work would include asphalt repair, fixing drainage runoff issues, upgraded ADA compliant ramps, and additional guardrail to a portion of 54th Avenue S.

CIP Reallocation			First Priority Overlay Locations	
15	Bridge Inspections 2020	\$ 20,000	Site F: 54th Avenue S (S 166th St to Slade Way)	\$ 165,814
18	ADA Improvements	50,000		
19	Annual Traffic Signal	62,500	Site G: S 158th St (39th Pl S to 42nd Ave S)	136,213
22	Walk & Roll	75,000		
23	TIB Channelization Study	25,000		
	Use of Existing fund balance	80,000		
Savings		\$ 312,500	Overlay Cost	\$ 302,027
			Contingency	\$ 10,473

The second priority for Overlay is Site A: S 200th Street (Southcenter Parkway to Green River Bridge) is estimated to cost \$368,229. Sites B, C and D are not high-volume streets, or a high maintenance demand compared to other sites.

Reducing the budget for the projects listed in the table on the previous page will not cancel the projects, only delay them until a later date, when funding is available.

Decision points for other capital projects

At the May 18, 2020 Transportation and Infrastructure Committee meeting, the status of capital projects in the residential street, arterial street, and general government improvement funds were reviewed. The analysis provided status updates on the projects listed in the table above as well as a few others, including 42nd Ave S Bridge design, S 119th St Pedestrian Bridge painting, siding repair at TCC, and the facilities study.

42nd Ave S Bridge: Council authorized funding of up to \$1 million (\$320k general fund, \$680k solid waste utility tax) for 30% design. There is a possibility that a federal infrastructure bill could include funding for “shovel ready” projects. In order for this project to have the best chance of receiving funding, the project would need to be at least 30% designed. The City expects to select a design consultant later this summer to get to 30% design. Since funding for the highest priority areas for overlay have been identified, staff is recommending that a decision on whether to fund this project or redirect funds elsewhere, be delayed until the true cost of design is understood.

S 119th St Ped Bridge painting: Not funding this project will only delay the project, not cancel it. There is a window of opportunity to paint the bridge due to weather and fish cycles. Removing funding for this project will delay the project until at least 2021.

Siding repair at TCC: Siding repair for TCC has been listed as a project as early as 2018. When the 2019-2020 budget was drafted, the expectation was that \$200k in siding and roofing repairs at TCC would occur. Budget for this project is \$120k and funding currently exists in the general government improvement fund. Continuing to delay this project will only result in higher costs when the repair is finally completed. Staff is recommending that TCC siding repair occur this year utilizing the existing budget.

Facilities Study: This project is also funded out of the general government improvement fund and there is currently adequate funding to complete Phases 1 and 2 for approximately \$190k, as currently proposed. The original request for this project was \$300k, however, the final phase could be done at a later date. By completing Phases 1 and 2 now, the City will have updated seismic information on City Hall, 6300 building, TCC, and Fire Stations 53 and 54. These phases will also provide a facility condition assessment and space planning at City Hall. The completion of the Justice Center will occur in the next few months and many staff members who are currently located at City Hall and the 6300 building will be moving to the new facility, resulting in significant unused space in both buildings. By completing Phases 1 and 2 now, it will position the City to make informed decisions on the best next steps for the next phase of facility planning. Staff is recommending that phases 1 and 2 move forward as planned.

RECOMMENDATION

Discussion only or possible recommendation for full Council for review for June 8 Committee of the Whole meeting.

Attachments: Engineer's Estimate
2020 Overlay Cover
Active 2020 Projects

2020 OVERLAY PROGRAM

PROJECT NO. 92010401

MARCH 2020

MAYOR

ALLAN EKBERG

DIRECTOR OF PUBLIC WORKS

HENRY HASH

CITY ENGINEER

HARI PONNEKANTI, P.E.

CITY COUNCIL

DE'SEAN QUINN, PRESIDENT

VERNA SEAL

KATHY HOUGARDY

KATE KRULLER

THOMAS MCLEOD

ZAK IDAN

CYNTHIA DELOSTRINOS JOHNSON

SCHEDULE OF DRAWINGS

SHEET NO. SHEET TITLE

SCHEDULE A

- 1 COVER
- 2 - 4 DETAILS
- 5 44TH AVE S
- 6 S 109TH ST & 48TH AVE S
- 7 S 126TH ST
- 8 S 126TH ST RAMPS
- 9 S 150TH ST
- 10 S 150TH ST & 46TH AVE S IMPROVEMENTS
- 11 - 12 RRFB AND LUMINAIRE PLANS & DETAILS
- 14 S 158TH ST
- 15 S 158TH ST RAMPS
- 16 - 17 54TH AVE S
- 18 - 19 S 200TH ST
- 20 S 200TH ST RAMPS
- 21 S 148TH ST CURB RAMP (3438 S 148TH ST)

SCHEDULE B

- 22 - 23 53RD AVE S RE-ROUTE IMPROVEMENTS
- 24 CURB RAMP DETAILS
- 25 DRIVEWAY DETAILS
- 26 53RD AVE S & VICINITY DETAILS

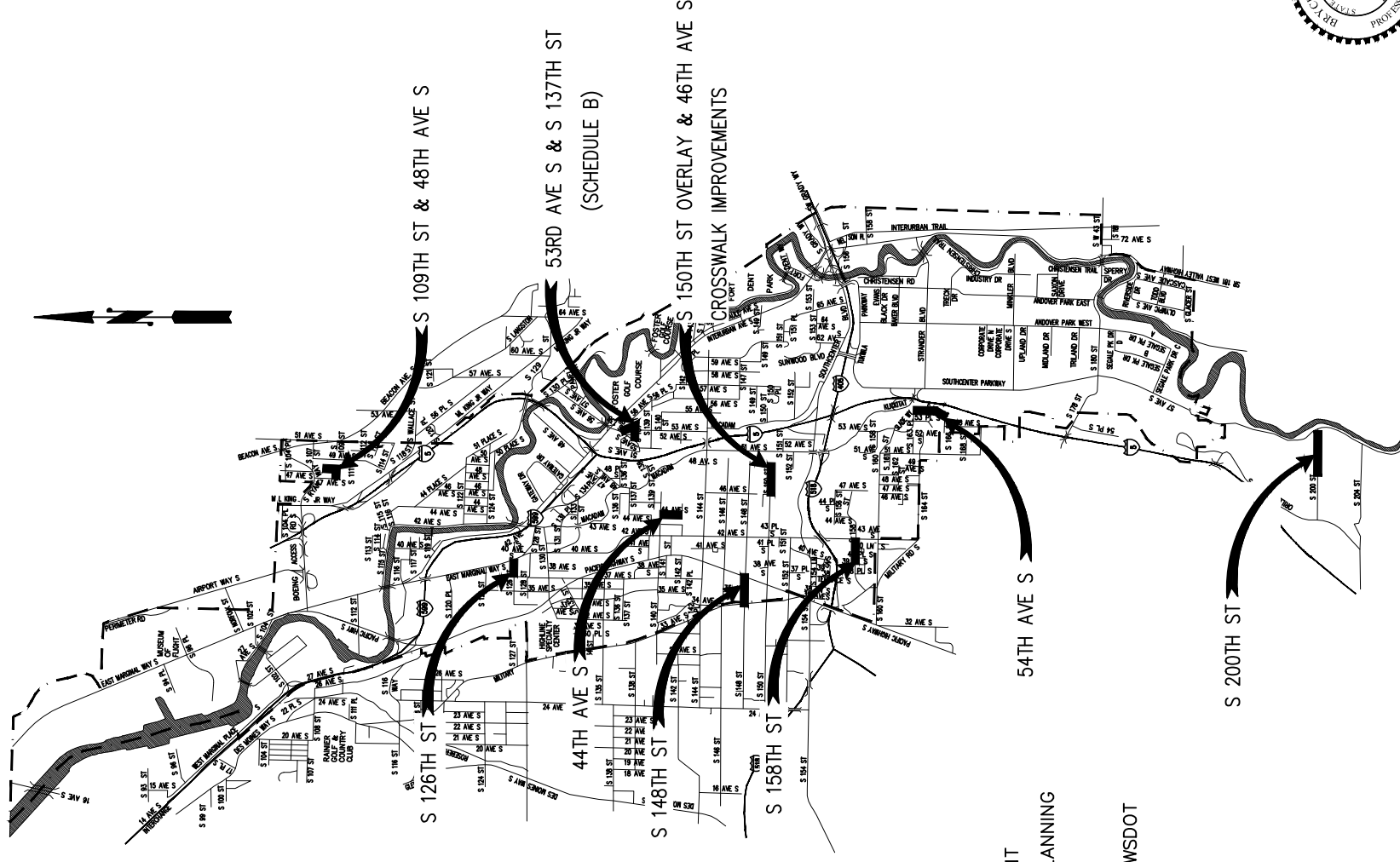
LEGEND

EXISTING:

- WATER VALVE
- GAS VALVE
- FIRE HYDRANT
- TELEPHONE MANHOLE
- FIBER OPTIC MANHOLE
- POWER POLE
- MONUMENT
- SANITARY SEWER
- WATER METER
- CATCH BASIN
- TREE
- CRUSHED GRAVEL
- CEMENT CONC. PAVEMENT
- VEGETATION
- FENCELINE
- ROW LIMITS
- PROPERTY LINE

PROPOSED:

- THICKENED EDGE
- PAVEMENT REPAIR
- HMA OVERLAY
- HMA PAVEMENT SECTION
- CRUSHED GRAVEL
- CEMENT CONC. PAVEMENT
- BUTT JOINT OR EDGE PLANNING
- SAWCUT
- INLET PROTECTION PER WSDOT STD PLAN I-40.20-00



PUBLIC WORKS DEPT.

*ENGINEERING*STREETS*WATER*SEWER*

designed	by	date
	BMC	03/2020
drawn	MKE	03/2020
checked	NJD	03/2020
proj eng		
proj dir		
field bk no		

KPG
 Interdisciplinary Design
 3121 Elliot Ave | 2502 Jefferson Ave
 Suite 400 | Tacoma, WA 98402
 Seattle, WA 98121 | (253) 627-0720
 (206) 298-6940 | www.kpg.com


BID DOCUMENTS

2020 OVERLAY PROGRAM

COVER

no	date	revisions
1		
24		

file no 19188COV.DWG
 scale 1"=40'
 date 03/2020



**2020 CIP Projects
103, 104, & 303 Funds**

Fund	Project No.	Project	Status	Funding	City Funding 2020 Budget	Grant/ Dedicated Rev Funding	D	E	F	G	H	I
							2020 Expenditures to Date	Committed for 2020	Phase 1 & II Reductions 5/11/2020	103 Fund Balance Reduction	Policy Decision Go / No Go?	Council Decision
103 Fund - Residential Streets												
1	103	99410303	42nd Ave S Phase III	Physically completed, final payments	City	\$ 378,000	\$ 24,102	\$ 353,898				
2	103	99110301	53rd Ave S	Utility undergrounding, Comcast next	Grant Funded	399,000	120,140	278,860				
3	103	Various	(3) Safe Routes to School Projects	Not started, seeking grants, no \$ to date	Grant Funded	\$ 5,301,000						
4	103	81910301	Traffic Calming	On hold due to negative fund balance	City	400,000	9,564	53,504		\$ 350,000		
5	103		Interfund Loan Repayment	Covers SCL expenditures for 42 & 53	City			336,932				
			Total 103 Fund		\$ 1,177,000		\$ 153,806	\$ 1,023,194		\$ 350,000		
104 Fund - Arterial Streets												
6	104		104 Wages & Benefits	Ongoing staff expenses	City	\$ 485,383	\$ 93,471	\$ 391,912				
7	104	98610403	Strander Blvd Extension	Closed, final 2020 grant reimbursement	City	147,362		622,362				
8	104	99310410	West Valley Hwy	Design funds only, underway	Grant Funded	600,000	60,237	539,763				
9	104	91310407	BAR Bridge over Airport Way	Construction awarded 5/4/20	Grant Funded	2,614,000	17,861	2,596,139				
10	104	91810404	42nd Ave S Bridge Replacement	In-depth bridge inspection	City	39,884		39,884				
11	104	91810404	42nd Ave S Bridge Replacement	30% Design proposals due 5/19/20	City/WM tax	320,000					\$ 1,000,000	
12	104	9030404	S 144th St Bridge - Sidewalks	Not started, seeking grants, no \$ to date	Grant Funded	-						
13	104	92010401	Overlay & Repair 2020	Design underway, ready to bid, on hold	City	1,400,000	128,453	71,547	\$ 1,200,000			
14	104	82010403	Traffic Counts 2020	Ongoing, contract began 1/1/20	City	18,750	3,300	15,450				
15	104	92010402	Bridge Inspections 2020	4 legally required bridge inspections	City	196,000	2,252	49,444			20,000	
16	104	91710406	S 196th St/200th St Br Repair	Completed, retainage to be paid	City		1,304	16,000				
17	104	91610407	S 119th St Pedestrian Bridge	Painting of pedestrian bridge on hold	City						200,000	
18	104	91510405	ADA Improvements	ADA ramps at 53, 58, on hold w/ Overlay	City	50,000					50,000	
19	104	82010404	Annual Traffic Signal	Ongoing, reduced by 50%, deferred maint.	City	125,000	2,549	59,951			62,500	
20	104	11301302	Wetland & Envir Mitigation	Ongoing, required by permit	City	40,000	16,219	23,781				
21	104	82010405	Transp Element of the Comp Plan	Not started, required by GMA, due by 2021	City	400,000		400,000				
22	104	82010406	Walk & Roll	Update not started, on hold	City	75,000					75,000	
23	104	81710404	TIB Channelization Study	Study completed, \$25k balance remaining	City	25,000					25,000	
24	104		Park Impact Fees Transfer to 301	Housekeeping transfer from 104 to 301	City	1,009,000		1,009,000				
			Total 104 Fund		\$ 4,331,379	\$ 4,462,000	\$ 325,646	\$ 5,835,232	\$ 1,200,000	\$ 1,432,500		
303 Fund - Facilities												
25			Beginning Fund Balance	Drawdown of fund balance		\$ 656,000						
27	303	91930304	6300 Dry Fire Sprinkler System	Completed	City	30,000	\$ 30,000					
28	303	91630305	TCC Siding Repairs	Not started, 2 quotes received in 2019	City	200,000				\$ 120,000		
303	91630305	TCC Siding Repairs - Savings	Savings from bids	City						80,000		
303	91630304	City Hall Siding Repairs	No started	City	100,000				\$ 100,000			
29	303	82030301	2020 Facilities Study/Seismic	RFPs in, not started	City	300,000			110,000		190,000	
			Total 303 Fund		\$ 630,000		\$ 30,000	\$ -	\$ 210,000	\$ 390,000		
											Total	\$ 1,822,500

Lines 3 & 12, not added in totals as completely grant funded and no grants to date.
Dedicated revenues include REET, Parking tax, & MVFT
Grant funded
Line 11, Solid Waste Utility tax revenue may be reduced due to COVID-19