

Tukwila Police Department

Community Services and Safety Committee

Quarterly Information Brief

Fourth Quarter, 2021



FOURTH QUARTER HIGHLIGHTS



☐ Staffing

- ❖ New lateral officer
- ❖ Malcolm Macon

☐ Recognition


- ❖ Life Saving Awards:
 - ❖ Chris Daugherty
 - ❖ Jarrett Wells
 - ❖ Aaron Zwicky
 - ❖ Kenneth Etheridge
- ❖ Employees Of The Quarter:
 - ❖ Andi Delic
 - ❖ Ryota Akimoto
- ❖ Commendation Awards:
 - ❖ Howard Kim
 - ❖ Ryan McAdory



FOURTH QUARTER HIGHLIGHTS

Community Engagement

- ❖ Chronic Nuisance Check-in Meetings With Days Inn
- ❖ Monthly meetings with Tukwila School District
- ❖ Monthly meeting with COPCAB
- ❖ Homeless Encampments
- ❖ Graffiti Clean-Up
- ❖ Co-Responder Program
- ❖ Extra Patrols
- ❖ Meeting With Mall Management and Retailers
- ❖ Community Members' Involvement With Hiring Process
- ❖ Tukwila Pantry Ribbon Cutting
- ❖ Community Town Hall
- ❖ "Battle Of The Badges, Holiday Light Edition"
Competition
- ❖ Shop With A Cop



FOURTH QUARTER HIGHLIGHTS

❑ Significant Operations & Events


- ❖ Monthly Chiefs’ Meetings
- ❖ Monthly Department Town Halls
- ❖ PD Leadership Meeting
- ❖ Public Disclosure Request
 - 874 requests received from 10/1/21-12/31/21
 - 756 processed and closed
- ❖ School Zone Speed Cameras
- ❖ Accreditation
- ❖ Loaned Executive Management Assistance Program (LEMAR)
- ❖ VIIT Callouts
- ❖ Black Friday Emphasis
- ❖ Fatal Vehicle Collision Investigation
- ❖ Governor’s Office of Independent Investigations Advisory Board Appointment





FOURTH QUARTER CRIME STATISTICS


Calls for Service by Month
Comparison of 2021 to 2000-2020



Calls for service and case reports both ended the year with totals within range, averaging 86 calls per day and 23 cases per day (including both online and officer-written reports).

Residential burglary continued to be low in the fourth quarter, ending the year with an 85% decrease compared to its peak in 2009. Commercial burglary, auto theft, and theft from vehicle, however, all totaled higher in 2021 than many previous years.

Case Reports by Month
Comparison of 2021 to 2000-2020



[These charts show the current year (line) as compared to previous years (rectangles). This gives perspective as to a normal range as calculated over the past years.]



Questions?