

Tukwila Police Department

Community Services and Safety Committee

Quarterly Information Brief


3rd Quarter, 2022



THIRD QUARTER HIGHLIGHTS




☐ Staffing

- New Disposition Records Specialist
- New Officers



☐ Recognition

- Employees Of The Quarter
- Distinguished Service Medal



THIRD QUARTER HIGHLIGHTS

Community Engagement


- Homeless Camps Response
- Community Engagement
- Community Events
 - CRC reopening celebration
 - Coffee With A Cop
 - Night Out Against Crime
 - Community Town Hall



THIRD QUARTER HIGHLIGHTS

□ Significant Operations & Events

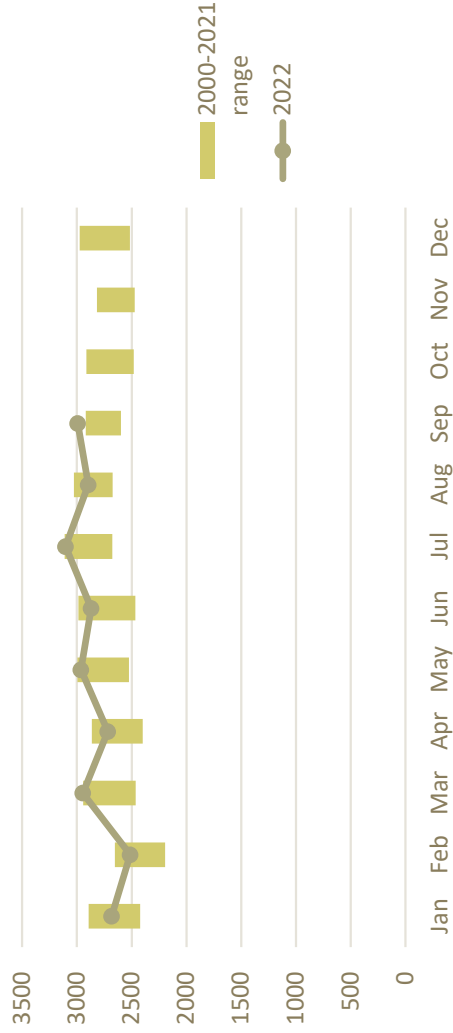
- Regional Partnership Meetings
- Department Meetings
- Emphasis
- Public Disclosure Requests
 - 1,138 of requests received
 - 1,118 processed and closed
 - 140 open and active
- VIIT responses





THIRD QUARTER CRIME STATISTICS

Calls for Service by Month
Comparison of 2022 to 2000-2021



In the third quarter, calls for service remain at or just above the high end of normal, increasing by about ten calls per day over last year.

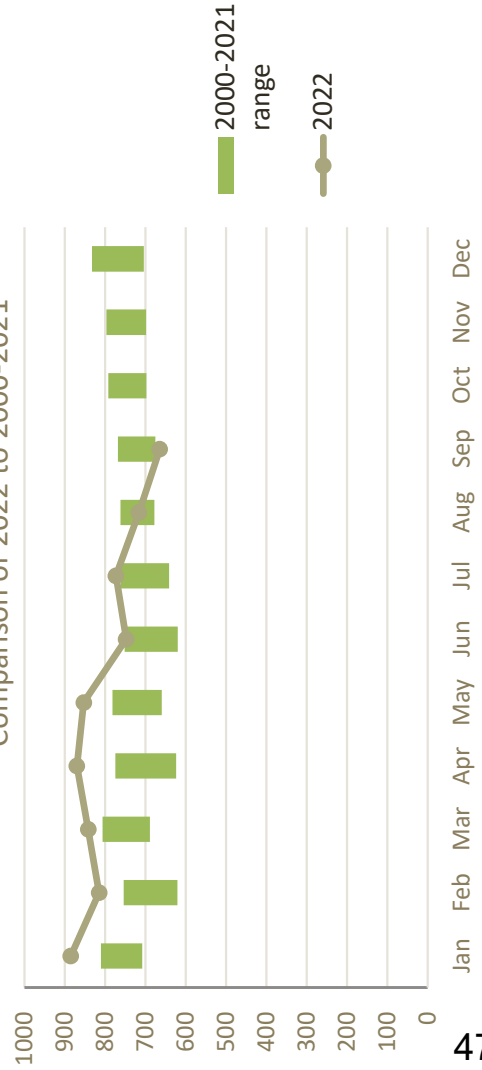
Case reports in the third quarter are closer to pre-pandemic numbers as compared to the highs in the first two quarters, averaging about four cases per day more than last year overall.

After record highs, monthly auto theft numbers are back into normal range.

Juveniles were listed as suspects in 29 cases in the second quarter.

[These charts show the current year (line) as compared to previous years (rectangles). This gives perspective as to a normal range as calculated over the past years.]

Case Reports by Month
Comparison of 2022 to 2000-2021





Questions?