

Tukwila Police Department

Community Services and Safety Committee

Quarterly Information Brief

4th Quarter, 2022



FOURTH QUARTER HIGHLIGHTS



Staffing

- New Community Engagement Coordinator-Brooke Lamothe
- New Records Specialist-Kim Murry
- Emergency Management Coordinator-Kayla Sainati



Recognition


- Employees Of The Quarter (Third Quarter)
 - Officer Elias Hiatt
 - Detective Mike Schlotterbeck



FOURTH QUARTER HIGHLIGHTS

Community Engagement

- Homeless Camps Response
- Tiny Homes Villages
- Partnership With Salvation Army
- Community Engagement
- Safe Place Program
- Neighborhood Watch Program
- Youth In Law Forum
- Community Events
- Halloween Trunk or Treat
- Shop With a Cop
- Community Meetings
- SHAG
- Tukwila School District
- Congolese Integration Network (CIN)
- Sound Health
- Days Inn Motel
- COPCAB
- Mall Management/T3AMS



FOURTH QUARTER HIGHLIGHTS

Significant Operations & Events

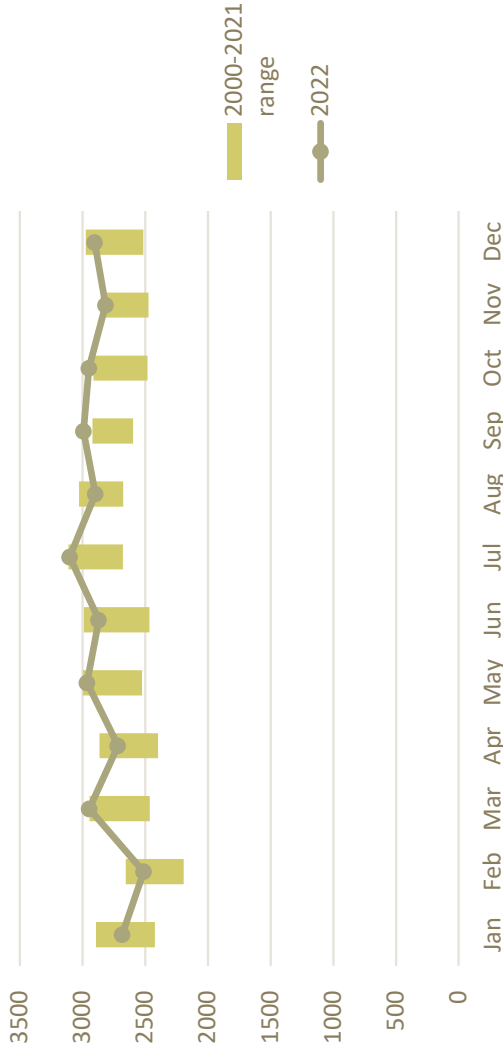
- Regional Partnership Meetings
 - Sound Transits
 - Valley Chiefs
 - Valley Communication
- Department Meetings
 - Town Hall
 - Leadership Meeting
- Emphasis
 - Traffic Cameras
 - Black Friday Emphasis
 - Day After Christmas Emphasis
 - Extra Patrols
 - Homicide Investigation
- Public Disclosure Requests
 - 1,188 of requests received
 - 1,176 processed and closed
 - 100 open and active
- Emergency Management





FOURTH QUARTER CRIME STATISTICS

Calls for Service by Month
Comparison of 2022 to 2000-2021

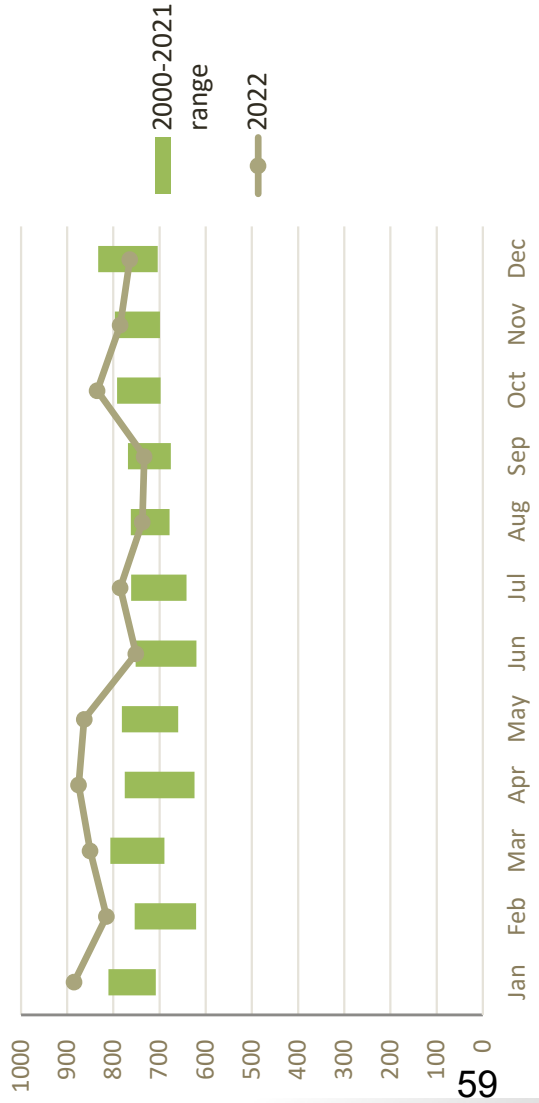


Calls for service ended the year with 34,345, which is higher than the last several years, solidly back to pre-pandemic numbers.

Case reports (online and officer-created) totaled 9,678, which is higher than usual.

Commercial burglary (279) and auto theft(929) jumped higher than we've seen for more than ten years, after increases the last few years. These crimes continue to be a regional problem. Residential burglary continues to be low (36).

Case Reports by Month
Comparison of 2022 to 2000-2021



[These charts show the current year (line) as compared to previous years (rectangles). This gives perspective as to a normal range as calculated over the past years.]



Questions?