


# 2022 ANNUAL REPORT



# TUKWILA POLICE DEPARTMENT




Presented to  
Community Service and  
Safety Committee

September 25, 2023

By  
Eric Drever  
Chief of police

# 2022 HIGHLIGHTS

- Staffing
- Recruitment and Retention
- Community Engagement
- Officer Safety/Wellness
- Homeless Outreach
- Co-Responder Program
- School speed zone cameras






# PATROL DIVISION

- Staffing challenges
- Community engagement
- Mental health professional/victim advocate
- Responded over 33,000 calls for service



# SUPPORT OPERATIONS DIVISION

- Processed 4,414 records requests
- Processed 8,309 in-person and 1,609 online police reports
- Administered 211 concealed pistol licenses, 638 firearm transfers, and two dealer licenses.
- Processed 2,859 items of evidence and property, 4,769 items were destroyed, and 456 items were donated, converted or auctioned.
- Participated in the National Integrated Ballistic Information Network (NIBIN)
- Prepared and scanned almost 10,000 case files from Pre-1980's to 2008



# INVESTIGATION DIVISION


- Responded to 4 homicide investigations
- Valley Independent Investigations Team membership
- Responded to 11 VIIT callouts
- Temporary reassignment of Anti-Crime Team
- Narcotics Detection K9 Team





# PROFESSIONAL STANDARDS DIVISION

- Assigned primary recruiter
- Onboarded two entry level officers and two lateral officers
- Continuous training to meet state requirements
- Outside agency training at Tukwila Justice Center
- Maintained accreditation



# SPECIAL OPERATIONS DIVISION

- Community engagement
  - Continued homeless outreach
  - Community meetings
- New Community Engagement Coordinator
- School speed zone cameras
  - 3487 tickets issued



# EMERGENCY MANAGEMENT

- Newest division within Police Department
- Prepare the City for emergencies and disasters
- Prepare community for emergencies and disasters
- Build relationships with communities and other entities






# REGIONAL PARTNERSHIPS

- Valley Special Weapons and Tactics (SWAT)
- Valley Civil Disturbance Unit (CDU)
- Puget Sound Auto Theft Task Force (PSATT)
- Valley Narcotics Enforcement Team (VNET)
- Valley Independent Investigation Team (VIIT)
- Valley Hostage Negotiation Team (HNT)



# RECOGNITION/PROMOTION

- Staff recognition through the year
  - Employee of the year
  - Employees of the quarter
  - Distinguished service
  - Certificate of commendation
  - Life saving medal
  - Teamwork in action award
- Promotions
  - Two sergeant promotions



# STATISTICS

	2022	2021	2020
Population	22,402	21,299	21,229
Calls For Service	33,078	29,985	28,646
Crimes Against Persons			
Murder	4	2	3
Rape	20	25	31
Robbery	90	77	54
Aggravated Assault	55	72	50
<b>TOTAL CRIMES AGAINST PERSONS</b>	<b>169</b>	<b>176</b>	<b>148</b>
Crimes Against Property			
Arson	4	16	13
Burglary	319	220	223
Larceny	3184	2,573	2,295
Auto Thefts	932	609	547
<b>TOTAL CRIMES AGAINST PROPERTY</b>	<b>4439</b>	<b>3,418</b>	<b>3,078</b>



# STATISTICS

	2022	2021	2020
Population	22,402	21,299	21,229
Calls For Service	33,078	29,985	28,646
Crimes Against Persons			
Murder	4	2	3
Rape	20	25	31
Robbery	90	77	54
Aggravated Assault	55	72	50
<b>TOTAL CRIMES AGAINST PERSONS</b>	<b>169</b>	<b>176</b>	<b>148</b>
Crimes Against Property			
Arson	4	16	13
Burglary	319	220	223
Larceny	3184	2,573	2,295
Auto Thefts	932	609	547
<b>TOTAL CRIMES AGAINST PROPERTY</b>	<b>4439</b>	<b>3,418</b>	<b>3,078</b>

*\*During the year, the department operated with seven frozen commissioned positions and one frozen non-commissioned position.*

# BUDGET

ONLY INCLUDES GENERAL FUND			
Expenditures	2022 Expenses	2021 Expenses	2020 Expenses
Police Operations	\$ 16,453,228	\$ 15,485,743	\$ 15,323,581
Jail	\$ 1,104,288	\$ 1,276,212	\$ 1,069,946
Dispatch	\$ 1,202,737	\$ 1,160,308	\$ 1,174,997
King County Animal Control Services	\$ 108,265	\$ 99,017	\$ 113,507
<b>Total Expenditures</b>	<b>\$ 18,868,518</b>	<b>\$ 18,021,280</b>	<b>\$ 17,682,031</b>
Revenue Category	2022 Revenue	2021 Revenue	2020 Revenue
Contracted Services	\$ 429,300	\$ 373,188	\$ 98,904
Grants	\$ 134,755	\$ 27,605	\$ 133,142
Response Generated	\$ 64,866	\$ 194,895	\$ 158,082
<b>Total Revenues</b>	<b>\$ 628,921</b>	<b>\$ 595,688</b>	<b>\$ 390,128</b>
ANNUAL BUDGET FIGURES			
Budget Category	2022 Budget	2021 Budget	2020 Budget
Police Operations	\$ 17,412,014	\$ 15,927,973	\$ 16,946,733
Jail	\$ 1,087,076	\$ 1,087,076	\$ 1,100,146
Dispatch	\$ 1,169,251	\$ 1,133,816	\$ 1,212,591
King County Animal Control Services	\$ 144,700	\$ 137,800	\$ 131,250
<b>Total Budget (Post Amendment)</b>	<b>\$ 19,813,041</b>	<b>\$ 18,286,665</b>	<b>\$ 19,390,720</b>

**THANK YOU!**