

# Tukwila Police Department

## Community Services and Safety Committee

### Quarterly Information Brief



### Fourth Quarter, 2023



# FOURTH QUARTER HIGHLIGHTS

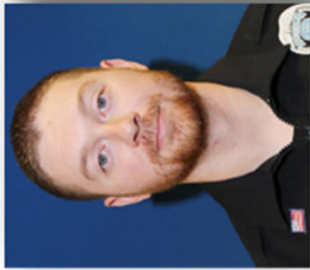
## Staffing

- Several oral boards and interviews conducted
- Four officers started police academy
- Five new officers started



## Recognition



- Employees Of The Quarter
  - 3<sup>rd</sup> quarter: Dakota Hodgson, Justin Wilson
  - 4<sup>th</sup> quarter: Elias Hiatt, Teresa Hinson



# FOURTH QUARTER HIGHLIGHTS

## Community Engagement

- Homeless Camps Response
  - Continued Outreach
- Community Engagement
  - Community Watch Group Meetings
  - Community Involvement With Interviews, PD Strategic Plan, Use Of Force Review
  - Meeting with Sound Health representatives
  - Monthly COPCAB Meetings
  - Weekly Office of Independent Investigation Committee meetings
  - Meetings With Interim Superintendent of Tukwila School District
  - Mall Management Meetings
  - Safe Place program
- Community Events
  - Trunk Or Treat
  - Shop With A Cop
  - Battle Of The Badges



## FOURTH QUARTER HIGHLIGHTS

### □ Significant Operations & Events

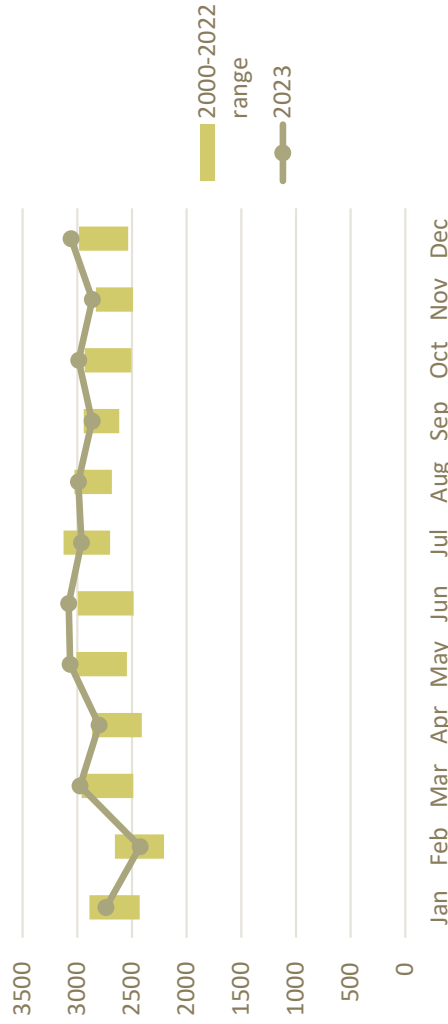
- Regional Partnership
  - Valley Chiefs
  - King County Police Chiefs and Sheriff Assoc.
  - Valley Communication
- Department Meetings
  - PD Town Hall
  - PD Leadership Meeting
  - PD Strategic Plan Meetings
- Emphasis
  - Black Friday
  - Day after Christmas
  - Hot Spots
  - Shoplifting
- Investigations
  - VIIT Investigation
- Flock Automated License Plate Reader Cameras
- Emergency Management





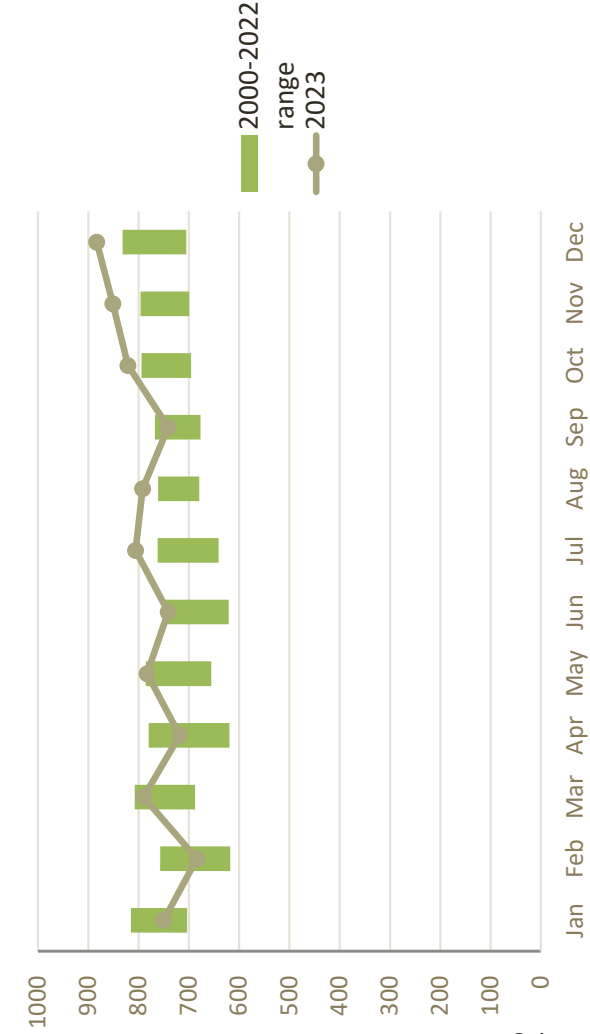
# FOURTH QUARTER CRIME STATISTICS

Calls for Service by Month  
Comparison of 2023 to 2000-2022



Calls for service for 2023 were only slightly higher than the total from 2022. While numbers from 2020 and 2021 were affected by the pandemic, three of the five highest months in the last ten years occurred in 2023 (May, June, December). Based on this trend, 2024 will likely have calls for service that continue to increase.

Case Reports by Month  
Comparison of 2023 to 2000-2022



Case reports (online and officer-created) in the fourth quarter totaled higher than the expected range from historical years, but were lower than the total of 2022. November and December were both higher, primarily due to increases in Commercial Burglary, Malicious Mischief, Auto Theft, and Shoplifting reports. Based on the expected trend in calls for service and the case report numbers in the fourth quarter, 2024 is likely to see higher than usual case reports as well.

[These charts show the current year (line) as compared to previous years (rectangles). This gives perspective as to a normal range as calculated over the past years.]



# Questions?